

# WHELEN<sup>®</sup>

ENGINEERING COMPANY INC.

Route 145, Winthrop Road,  
Chester, Connecticut 06412

Phone: (860) 526-9504

Fax: (860) 526-2009

Internet: [www.whelen.com](http://www.whelen.com)

Sales/Service e-mail: [aviation@whelen.com](mailto:aviation@whelen.com)

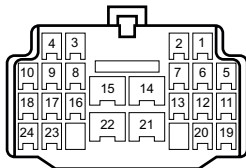
## Installation Guide: Police Equipment Upfitter Interface Module (Dodge Charger/Magnum)

This module will enable aftermarket police equipment to successfully interface with the Police Equipment Interface Module (PEIM) found on all Dodge Charger/Magnum police vehicles. The 24-position PEIM connector is located under the Instrument Panel Center Console. To access this connector, it is necessary to remove the plastic cover

located just ahead of the police equipment mounting bracket on the center console.

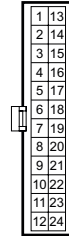
**WARNING! Do not alter the vehicle harness circuits in any manner (including splicing or cutting).**

### REAR VIEW (to Police Equipment Interface Connector)



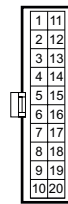
- PIN 1 - BRN (FRONT WIG-WAGS)
- PIN 2 - RED (REAR WIG-WAGS)
- PIN 3 - ORG (POLICE RADIO MUTE)
- PIN 4 - WHT/BRN (ALARM OFF)
- PIN 5 - WHT/RED (HORN MUTE)
- PIN 6 - BLU (FUEL LEVEL)
- PIN 7 - VIO (DRIVER'S SEAT BELT STATUS)
- PIN 8 - GRY (MALFUNCTION INDICATOR)
- PIN 9 - WHT (ALARM ACTIVATED)
- PIN 10 - BLK/WHT (HORN SWITCH ACTIVATED)
- PIN 11 - WHT/GRY (PARK)
- PIN 12 - WHT/BLK (BRAKE)
- PIN 13 - WHT/YEL (HEADLIGHT)
- PIN 14 - YEL (SIDE AIR BAG STATUS)
- PIN 15 - GRN (FRONT AIR BAG STATUS)
- PIN 16 - N/C
- PIN 17 - WHT/GRN (DRIVER'S DOOR AJAR)
- PIN 18 - WHT/BLU (DASHLIGHT DIMMER)
- PIN 19 - WHT/VIO (VEHICLE SPEED)
- PIN 20 - N/C
- PIN 21 - N/C
- PIN 22 - BLU/BLK (ENGINE RUNNING)
- PIN 23 - N/C
- PIN 24 - N/C

### REAR VIEW (to Dodge Charger Interface Module)



- PIN 1 - BRN (FRONT WIG-WAGS)
- PIN 2 - RED (REAR WIG-WAGS)
- PIN 3 - ORG (POLICE RADIO MUTE)
- PIN 4 - YEL (SIDE AIR BAG STATUS)
- PIN 5 - GRN (FRONT AIR BAG STATUS)
- PIN 6 - BLU (FUEL LEVEL)
- PIN 7 - VIO (DRIVER'S SEAT BELT STATUS)
- PIN 8 - GRY (MALFUNCTION INDICATOR)
- PIN 9 - WHT (ALARM ACTIVATED)
- PIN 10 - BLK/WHT (HORN SWITCH ACTIVATED)
- PIN 11 - N/C
- PIN 12 - N/C
- PIN 13 - WHT/BRN (ALARM OFF)
- PIN 14 - WHT/RED (HORN MUTE)
- PIN 15 - N/C
- PIN 16 - WHT/YEL (HEADLIGHT)
- PIN 17 - WHT/GRN (DRIVER'S DOOR AJAR)
- PIN 18 - WHT/BLU (DASHLIGHT DIMMER)
- PIN 19 - WHT/VIO (VEHICLE SPEED)
- PIN 20 - WHT/GRY (PARK)
- PIN 21 - WHT/BLK (BRAKE)
- PIN 22 - BLU/BLK (ENGINE RUNNING)
- PIN 23 - N/C
- PIN 24 - N/C

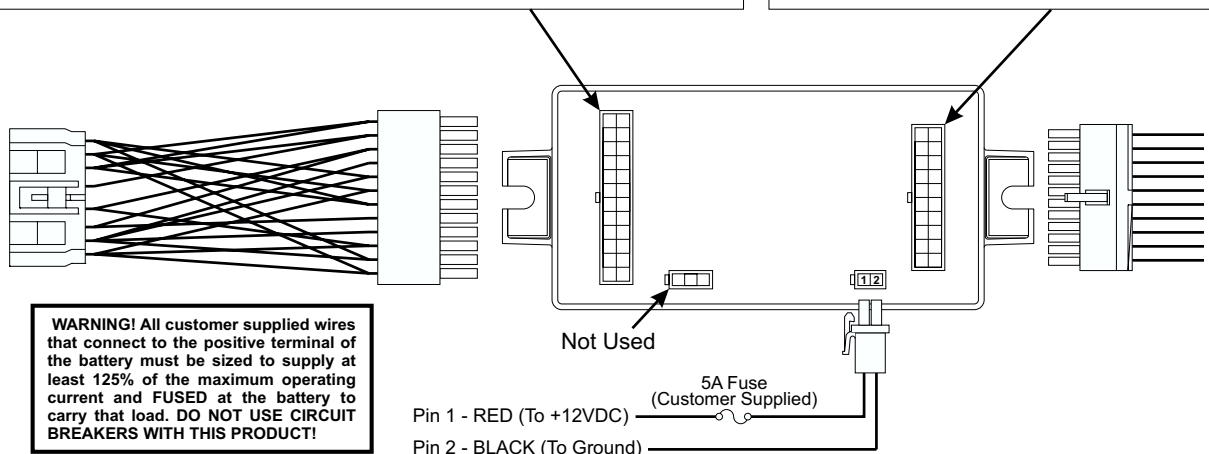
### REAR VIEW (to aftermarket police equipment)



- PIN 1 - Input / BRN (FRONT WIG-WAGS)\*
- PIN 2 - Input / RED (REAR WIG-WAGS)\*
- PIN 3 - Input / ORG (POLICE RADIO MUTE)\*
- PIN 4 - Output / YEL (SIDE AIR BAG STATUS)\*\*
- PIN 5 - Output / GRN (FRONT AIR BAG STATUS)\*\*
- PIN 6 - Output / BLU (FUEL LEVEL)\*\*
- PIN 7 - Output / VIO (DRIVER'S SEAT BELT STATUS)\*\*
- PIN 8 - Output / GRY (MALFUNCTION INDICATOR)\*\*
- PIN 9 - Output / WHT (ALARM ACTIVATED)\*\*
- PIN 10 - Output / BLK/WHT (HORN SWITCH ACTIVATED)\*\*
- PIN 11 - Input / WHT/BRN (ALARM OFF)\*
- PIN 12 - Input / WHT/RED (HORN MUTE)\*
- PIN 13 - Input / WHT/ORG (Not Used)
- PIN 14 - Output / WHT/YEL (HEADLIGHT)\*\*
- PIN 15 - Output / WHT/GRN (DRIVER'S DOOR AJAR)\*\*
- PIN 16 - Output / WHT/BLU (DASHLIGHT DIMMER)\*\*
- PIN 17 - Output / WHT/VIO (VEHICLE SPEED)\*\*
- PIN 18 - Output / WHT/GRY (PARK)\*\*
- PIN 19 - Output / WHT/BLK (BRAKE)\*\*
- PIN 20 - Output / BLK (ENGINE RUNNING)\*

\*Inputs require a 0.25ma signal MIN (12VDC)  
\*\*Outputs are rated for 250ma@12VDC MAX

Miscellaneous



**WARNING! All customer supplied wires that connect to the positive terminal of the battery must be sized to supply at least 125% of the maximum operating current and FUSED at the battery to carry that load. DO NOT USE CIRCUIT BREAKERS WITH THIS PRODUCT!**