

# AUTOMOTIVE LIST PRICE

No. PL11.0WL

EFFECTIVE: December 22, 2010 VOID: June 30, 2011



*If you're not  
buying* **MANUFACTURED**  
**WHELEN**   
*You're not buying a product* **IN AMERICA**  
**"Manufactured in America!"**

Order Anytime Day or Night by E-mail: [autoorder@whelen.com](mailto:autoorder@whelen.com)  
or Toll Free Facsimile 1-800-637-8762

Many products listed in this price list meet or exceed AMECA, SAE and California Title XIII requirements. For details contact your regional sales office. Every effort will be made to hold prices through June 30, 2011. We reserve the right to increase prices on certain and/or all products. Whelen Engineering Company, Inc. is not responsible for typographical errors.



# WHELEN® NEW PRODUCTS FOR PL11

PRODUCT INDEX LOCATED AT THE END OF THIS DOCUMENT

## ION™ Series Super-LED® Universal Light

Choice of black or white housing.

ION\*: Red, Blue, Amber or White.

ION#: Split Red/Blue, Red/Clear or Blue/Amber



## L40 & L41 Series Super-LED, Encapsulated Beacon

12/24 VDC, California Title 13 (Amber L40 only) and Class 1, cast aluminum base, includes Scan-Lock.

L40\*P: Perm/Pipe mount.

L40\*M: Magnetic mount.

L40\*V: Magnetic/Suction mount.

L41\*P: Perm/Pipe mount.

L41\*M: Magnetic mount.

L41\*V: Magnetic/Suction mount.



L41

## 3" Round Super-LED Compartment Light

Steady-Burn, surface mount.

3SC0CDCR: Compartment light, white.

3S\*00F\*R: Flashing, single pattern, Red, Blue or Amber.

3SRCCDCR: Compartment light, split Red/White, with independent control of Red and White light.

3SROCRRR: Red, steady-burn, nighttime illumination lighting.

3FLANGEC: Flange kit, surface mount, chrome.



3SC0CDCR



3SA00FAR



3SROCRRR

## 4" Round Super-LED Fog-Light

Fog light mount, Scan-Lock flash patterns.

FEDC06#R: 2006-2009 Dodge Charger, clear extended lens, split Red/Blue, Red/White or Blue/White.

FECT10\*R: 2010 Chevy Tahoe, clear extended lens, Blue, Red, Amber or White.

FECT10#R: 2010 Chevy Tahoe, clear extended lens, split Red/Blue, Red/White or Blue/White.

FEFP11\*R: 2011 Ford Expedition, clear lens, Red, Blue, Amber or White.

FEFP11#R: 2011 Ford Expedition, clear lens, split Red/Blue, Red/White or Blue/White.

## PAR46, Super-LED

P46HHS: Hand held spotlight, 12 VDC, Includes cigar cord, On/Off switch and magnet.

## 600 Series Super-LED Lightheads

Surface mount.

6SC0ENZR: Gradient Opti-Scenelight.™



6SC0ENZR

## 900 Series Super-LED Lightheads

Surface mount.

9SC0ENZR: Gradient Opti-Scenelight.™



9SC0ENZR

## Harley-Davidson® Motorcycle Warning Products

RBKTHD3D: Rear (saddle bag) crash bar mounting bracket kit, for use with 4 TIR3™, LINZ6™ and/or LIN3™ lightheads.

## Fluorent™ & Fluorent Plus™ Series Super-LED Tube Lighting

F27



Available in seven lengths: 9", 18", 27", 36", 45", 54" and 63". Each length is available in standard intensity, and a plus version with twice the diode and intensity level. Includes both "C" clip and "P" clip mounting.

## M9 Series

Linear Super-LED surface mount.

M9LZC: Scenelight, White, includes flange.



M9LZC

## Lightbar Mounting Kits

MKEZ81: Chevy Caprice / 2011 / 44" - 48"

MKEZ79: Chrysler RAM / 1500 - 3500 / 2010-2011

## SA315 Speaker Options

SAK37: Mounting bracket for Dodge Charger, 2011.

SAK38: Mounting bracket for Ford Fusion, 2010-2011.

## Responder® LP Duo™ Series Lightbars



Six DUO Amber/Blue Super-LED modules.

RDLPPAB: Permanent mount.

RDLPPAB

## Inner Edge® Low-Profile 6-LED Upper Front Series



IZ33UF8

Super-LED lightheads, includes low-power, Scan-Lock flash patterns and mounting hardware standard. Red, Blue, Amber or White.

IZ30UF: Ten or twelve lamps, 2011 Chevy Silverado, 2011 Chevy Suburban and 2011 Chevy Tahoe, one piece, LED take-downs.

IZ31UF: Ten or twelve lamps, 2011 Ford Expedition, one piece, with LED take-downs.

IZ32UF: Four, five, eight or ten warning lamps, 2011 Ford Taurus, available with or without LED Flashing/take-downs.

IZ33UF: Four, five, eight or ten warning lamps, 2011 Ford F-250/350, with or without LED flashing/take-downs.

IM13UF: Eight or ten lamps, 2008-2011 Chevy Silverado, 2007-2011 Suburban/Tahoe, with or without two LED flashing/take-downs. Mirror shroud on driver side only.

## Options for Pioneer™ & Pioneer Plus™ Series

PBA206V: Vertical bail mount bracket, White, for dual Pioneer (PFA2/PFP2).

## Pioneer™ and Pioneer Plus™ Series, Pole/Pedestal Mount Adapter



PFA1P: Single Panel Pioneer with Pole/Pedestal Mount Adapter.

PFA1P1: Single Panel Pioneer with Pole/Pedestal Mount Adapter and On/Off Switch.

PFP1P: Single Panel Pioneer Plus with Pole/Pedestal Mount Adapter.

PFP1P1: Single Panel Pioneer Plus with Pole/Pedestal Mount Adapter and On/Off Switch.

PFA2P: Dual Panel Pioneer with Pole/Pedestal Mount Adapter.

PFA2P1: Dual Panel Pioneer with Pole/Pedestal Mount Adapter and On/Off Switch.

PFP2P: Dual Panel Pioneer Plus with Pole/Pedestal Mount Adapter.

PFP2P1: Dual Panel Pioneer Plus with Pole/Pedestal Mount Adapter and On/Off Switch.

PSP1P: Single Panel Pioneer Plus, 8° Spotlight with Pole/Pedestal Mount Adapter.

PSP1P1: Single Panel Pioneer Plus, 8° Spotlight with Pole/Pedestal Mount Adapter and On/Off Switch.

PCP2P: Dual Panel Pioneer Plus, Combination Flood and 8° Spotlight with Pole/Pedestal Mount Adapter.

PCP2P2: Dual Panel Pioneer Plus, Combination Flood and 8° Spotlight with Pole/Pedestal Mount Adapter and Two On/Off Switches for Individual Control of Lightheads.

PFP1AP: Single Panel Pioneer Plus, 120 VAC, with Pole/Pedestal Mount Adapter.

PFP1AP1: Single Panel Pioneer Plus, 120 VAC, with Pole/Pedestal Mount Adapter and On/Off Switch.

PFP2AP: Dual Panel Pioneer Plus, 120 VAC, with Pole/Pedestal Mount Adapter.

PFP2AP1: Dual Panel Pioneer Plus, 120 VAC, with Pole/Pedestal Mount Adapter and On/Off Switch.

## 4500 Plus Build-A-Bar™ Series Options

45LRLOAD: Two pair of triple LR11 Super-LED load lights.



45LRLOAD

## Super-LED Interior Lights (Less cable)

80CBEHCR: 9 Diode, 6 White with Hi/Low and 3 Blue.

80CREHCR: 9 Diode, 6 White with Hi/Low and 3 Red.

# TABLE OF CONTENTS

|  |           |
|--|-----------|
| <b>Dash/ Deck/ Visor</b> .....   | <b>1</b>  |
| Dash/ Deck/ Visor, Directional.....  | 1         |
| <b>Beacons</b> .....   | <b>3</b>  |
| Halogen, Rotating Beacons - Responder® Cadet™ Series.....                          | 3         |
| LED, Halogen, Rotating Beacons - Rota-Beam™ Series.....                            | 3         |
| Strobe Beacons, Self-Contained.....  | 3         |
| Strobe Beacons, Self-Contained, HDP®.....  | 4         |
| LED Beacons, Self-Contained.....   | 4         |
| <b>Power Supplies &amp; Flashers</b> .....   | <b>6</b>  |
| Power Supplies, Strobe.....  | 6         |
| Flashers, Halogen & LED.....   | 6         |
| <b>Lighthoods</b> .....  | <b>6</b>  |
| Lighthoods, Directional Strobe, Super-LED®, LED, Halogen & Combination.....        | 7         |
| Cables, Extensions And Connector Kits.....   | 16        |
| Tools, Crimpers And Extractors.....  | 17        |
| <b>Systems - DOT &amp; Motorcycle</b> .....  | <b>17</b> |
| Hide-A-Way Strobe Systems.....   | 17        |
| Hideaway™ Universal LED Systems.....   | 17        |
| DOT Wing Plow Super-LED® Lighthoods.....   | 18        |
| DOT3® Super-LED®.....  | 18        |
| Motorcycle Warning Products.....   | 19        |
| Motorcycle Systems.....  | 20        |
| <b>Sirens, Switches &amp; Speakers</b> .....                                       | <b>20</b> |
| Switches And Control Boxes.....  | 20        |
| Siren Amplifiers, Amplifiers & Airhorns.....                                       | 21        |
| Siren Amplifier & Speaker Combination.....   | 22        |
| Siren Speakers, SA315 & SA314 Projector™ Series.....                               | 22        |
| Siren Speakers, Other.....   | 23        |
| <b>Back-Up Alarms, Safety Site, Door Ease™ &amp; Emitters</b> .....                | <b>23</b> |
| Back-Up Alarms, Electronic.....  | 23        |
| Safety Site, Door Ease™ & Emitters.....  | 23        |
| <b>Traffic Advisors</b> .....  | <b>24</b> |
| Traffic Advisor™ Series & Accessories.....   | 24        |
| <b>Lightbars, Mini</b> .....   | <b>25</b> |
| Guardian™ Series Mini Lightbars.....   | 25        |
| VI POD Series Mini Lightbar.....   | 26        |
| Responder® LP Series Mini Lightbars.....   | 26        |
| Responder® HD Series Mini Lightbars.....   | 26        |
| Responder® DX Series Mini Lightbars.....   | 26        |
| Mini 9M Series Lightbars.....  | 26        |
| Mini Edge® Ultra Freedom Series Lightbars.....                                     | 26        |
| Mini Liberty™ Series Lightbars.....  | 27        |
| Mini Justice® Series.....  | 27        |
| <b>Lightbars</b> .....   | <b>27</b> |
| NFPA Lightbars.....  | 27        |
| Inner Edge® Series Lightbars.....  | 28        |
| Outer Edge®.....   | 32        |
| 9M Series Lightbars.....   | 32        |
| 9M Series Lightbar Accessories.....  | 32        |
| Freedom™ Super-LED® Series Lightbars.....  | 33        |
| LFL Liberty™ Super-LED® Series Lightbars.....                                      | 35        |
| Justice® Super-LED® WeCan® Series Lightbars.....                                   | 38        |
| Justice® Super-LED® Competitor™ Series Lightbars.....                              | 38        |
| Towman's™ Strobe Series Lightbars.....   | 39        |
| Towman's™ Super-LED® Series, Freedom™, Liberty™ and Justice® Series Lightbars..... | 39        |
| 4500 Series Surface Mount Lightbars.....   | 40        |
| Options, Mounting Kits.....  | 41        |
| Replacement Parts, Mounting Kits & Strap Kits.....                                 | 42        |
| <b>Replacement Parts</b> .....   | <b>42</b> |
| Replacement Parts, Lens Kits.....  | 42        |
| Replacement Parts, Bulbs For Whelen Lights.....                                    | 42        |

Dash/ Deck/ Visor

Beacons

Power Supplies & Flashers

Lighthoods

Systems - DOT & Motorcycle

Sirens, Switches & Speakers

Back-Up Alarms, Safety Site, Door

Traffic Advisors

Lightbars, Mini

Lightbars

Replacement Parts

**MODEL DESCRIPTION LIST**

**Dash/ Deck/ Visor, Directional**

**Avenger™ AVN Linear Super-LED® Series**, Includes Swivel/Bail Bracket with Suction Cups, Hood, Cigar Plug with On/Off and Scan-Lock Flash Pattern Switch.

|        |   |        |
|--------|---|--------|
| AVN1*  | Red, Blue or Amber                        | 189.00 |
| AVN1*  | White or Green                            | 205.00 |
| AVN1J  | Split Red/Blue                            | 199.00 |
| AVN1D  | Split Red/White                           | 209.00 |
| AVN2** | Red, Blue and/or Amber                    | 329.00 |
| AVN2** | 1 Red, Blue or Amber and 1 White or Green | 345.00 |
| AVN2** | White or Green                            | 361.00 |



**Avenger™ AVNS Linear Super-LED® Series with Synchronize Feature**, Includes Scan-Lock™ Flash Patterns, Swivel/Bail Bracket with Suction Cup, Hood, 4-Wire Pigtail.

|         |  |        |
|---------|--|--------|
| AVNS1*  | Red, Blue or Amber, with Synchronize Wire                        | 209.00 |
| AVNS1*  | White or Green, with Synchronize Wire                            | 225.00 |
| AVNS2** | Red, Blue and/or Amber, with Synchronize Wire                    | 349.00 |
| AVNS2** | 1 Red, Blue or Amber and 1 White or Green, with Synchronize Wire | 365.00 |
| AVNS2** | White or Green, with Synchronize Wire                            | 381.00 |



**Options for Avenger™ Series**

|         |  |       |
|---------|--|-------|
| AVNBKT1 | Low Profile Mounting (Headliner) Bracket for AVN1 Series                       | 12.00 |
| AVNBKT2 | Low Profile Mounting (Headliner) Bracket for AVN2 Series                       | 13.50 |
| AVNBKT3 | Visor Mounting Bracket (2 required for Dual Unit), Each                        | 12.00 |
| AVNBKT4 | Adjustable Height Bracket Kit, for All Avengers                                | 42.00 |
| AVNBKT5 | Headliner Mounting Bracket for 2003-2010 Ford Crown Victoria, for All Avengers | 14.00 |

**Avenger™ Rear Deck Super-LED® Series**, Housing that Mounts around the 3rd Brake Light, For 2005-2011 Ford Crown Victoria, Includes Two Linear-LED® Modules and Scan-Lock™ Flash Patterns (Replaces TLNCV5\*\*).

|          |  |        |
|----------|--|--------|
| AVNCV9** | Red, Blue and/or Amber                       | 399.00 |
| AVNCV92M | Split Lightheads, 1 Blue/Blue & 1 Blue/Amber | 420.00 |
| AVNCV9JJ | Split Lightheads, 2 Red/Blue                 | 420.00 |
| AVNCV9JK | Split Lightheads, 1 Red/Blue & 1 Red/Amber   | 420.00 |
| AVNCV9KK | Split Lightheads, 2 Red/Amber                | 420.00 |



**Dominator™ Plus LINZ6™ Super-LED® Series**, Includes Slide Bolt Mounting. For Interior or Exterior Use. 1.74" High x 2.17" Deep Housing, Six Super-LED®s per Lamp. Replace symbol "§" with number of color LED lightheads required (maximum 8 modules). Order of colors are Red, Blue, Amber and White (i.e., DP22220 = 2 Red, 2 Blue, 2 Amber & 2 White, DP06020 = 0 Red, 6 Blue, 0 Amber & 2 White).

|          |   |         |
|----------|---|---------|
| DP2**    | 2 LINZ6™, 7.11", Amber, Blue and/or Red   | 305.00  |
| DP2*C    | 2 LINZ6™, 7.11", 1 Amber, Blue or Red and 1 White                                 | 328.00  |
| DP2CC    | 2 LINZ6™, 7.11", White  | 350.00  |
| DP4****  | 4 LINZ6™, 14.21", Amber, Blue and/or Red  | 601.00  |
| DP4***C  | 4 LINZ6™, 14.21", 3 Amber, Blue or Red and 1 White                                | 624.00  |
| DP4**CC  | 4 LINZ6™, 14.21", 2 Amber, Blue or Red and 2 White                                | 646.00  |
| DP4*CCC  | 4 LINZ6™, 14.21", 1 Amber, Blue or Red and 3 White                                | 669.00  |
| DP4CCCC  | 4 LINZ6™, 14.21", White   | 691.00  |
| DP6§§§00 | 6 LINZ6™, 23.26", Amber, Blue and/or Red  | 866.00  |
| DP6§§§10 | 6 LINZ6™, 23.26", 5 Amber, Blue and/or Red and 1 White                            | 889.00  |
| DP6§§§20 | 6 LINZ6™, 23.26", 4 Amber, Blue and/or Red and 2 White                            | 911.00  |
| DP6§§§30 | 6 LINZ6™, 23.26", 3 Amber, Blue and/or Red and 3 White                            | 934.00  |
| DP6§§§40 | 6 LINZ6™, 23.26", 2 Amber, Blue and/or Red and 4 White                            | 956.00  |
| DP6§§§50 | 6 LINZ6™, 23.26", 1 Amber, Blue and/or Red and 5 White                            | 979.00  |
| DP600060 | 6 LINZ6™, 23.26", White   | 1001.00 |
| DP8§§§00 | 8 LINZ6™, 30.36", Amber, Blue and/or Red  | 1121.00 |
| DP8§§§10 | 8 LINZ6™, 30.36", 7 Amber, Blue and/or Red and 1 White                            | 1144.00 |
| DP8§§§20 | 8 LINZ6™, 30.36", 6 Amber, Blue and/or Red and 2 White                            | 1166.00 |
| DP8§§§30 | 8 LINZ6™, 30.36", 5 Amber, Blue and/or Red and 3 White                            | 1189.00 |
| DP8§§§40 | 8 LINZ6™, 30.36", 4 Amber, Blue and/or Red and 4 White                            | 1211.00 |
| DP8§§§50 | 8 LINZ6™, 30.36", 3 Amber, Blue and/or Red and 5 White                            | 1234.00 |
| DP8§§§60 | 8 LINZ6™, 30.36", 2 Amber, Blue and/or Red and 6 White                            | 1256.00 |
| DP8§§§70 | 8 LINZ6™, 30.36", 1 Amber, Blue and/or Red and 7 White                            | 1279.00 |
| DP800080 | 8 LINZ6™, 30.36", White   | 1301.00 |
| DBKT1    | Suction Cup Mount Bracket & Cigar Plug Cord Kit for D2 Series, Customer Installed | 19.00   |
| DBKT3    | Swivel Mount Bracket Kit for DP2 & DP4 Series Only, Customer Installed            | 29.00   |
| DBKT4    | "L" Angle Mounting Bracket Kit, Customer Installed                                | 21.50   |
| DBKT5    | Upper Rear Window Mounting Bracket Kit for 2008-2010 Chevy Tahoe                  | 21.50   |



**Dominator™ Plus Traffic Advisor™, LINZ6™ Super-LED® Low Profile**, Control Head Optional. 1.74" High x 2.17" Deep Housing, Six Super-LEDs per Lamp.

|       |  |         |
|-------|--|---------|
| TADP6 | Six Lamp LINZ6™ Super-LED Traffic Advisor™, 23.26" Long, Less Control Head   | 887.00  |
| TADP8 | Eight Lamp LINZ6™ Super-LED Traffic Advisor™, 30.36" Long, Less Control Head | 1158.00 |



|         |  |         |
|---------|--|---------|
| TADP8** | Eight Lamp, Six Lamp LINZ6™ Super-LED Traffic Advisor™, 30.36" Long, with Two End Flashing LEDs, Blue, Red and/or Amber, Less Control Head | 1172.00 |
| TADCTL1 | TAD/TADP Series Control Head Only  | 124.00  |
| TADSW1  | On/Off Non-Lighted, SPDT 20 Amp Switch, for TADCTL1  | 11.50   |
| TADSW2  | On/Off/On Non-Lighted, SPDT 20 Amp Switch, for TADCTL1   | 11.50   |
| TADSW3  | Momentary Non-Lighted, SPST 20 Amp Switch, for TADCTL1   | 11.50   |

**Dominator™ TIR3™ Super-LED® Series**, Includes Slide Bolt Mounting. For Interior or Exterior Use. 1.74" High x 2.17" Deep Housing, Three Super-LED@s per lamp. Replace symbol "\$" with number of color LED lightheades required (maximum 8 modules). Order of colors are Red, Blue, Amber and White (i.e. D822220 = 2 Red, 2 Blue, 2 Amber & 2 White, D806020 = 0 Red, 6 Blue, 0 Amber & 2 White).

|            |   |        |
|------------|---|--------|
| D2**       | 2 TIR3™, 7.11", Amber, Blue and/or Red  | 213.00 |
| D2*C       | 2 TIR3™, 7.11", 1 Amber, Blue or Red and 1 White                                  | 224.00 |
| D2CC       | 2 TIR3™, 7.11", White   | 234.00 |
| D4****     | 4 TIR3™, 14.21", Amber, Blue and/or Red   | 321.00 |
| D4***C     | 4 TIR3™, 14.21", 3 Amber, Blue or Red and 1 White                                 | 332.00 |
| D4**CC     | 4 TIR3™, 14.21", 2 Amber, Blue or Red and 2 White                                 | 342.00 |
| D4*CCC     | 4 TIR3™, 14.21", 1 Amber, Blue or Red and 3 White                                 | 353.00 |
| D4CCCC     | 4 TIR3™, 14.21", White  | 365.00 |
| D6*****    | 6 TIR3™, 23.26", Amber, Blue and/or Red   | 488.00 |
| D6****C    | 6 TIR3™, 23.26", 5 Blue, Red and/or Amber and 1 White                             | 499.00 |
| D6***CC    | 6 TIR3™, 23.26", 4 Blue, Red and/or Amber and 2 White                             | 510.00 |
| D6**CCC    | 6 TIR3™, 23.26", 3 Blue, Red and/or Amber and 3 White                             | 521.00 |
| D6*CCCC    | 6 TIR3™, 23.26", 2 Blue, Red and/or Amber and 4 White                             | 532.00 |
| D6*CCCCC   | 6 TIR3™, 23.26", 1 Blue, Red and/or Amber and 5 White                             | 542.00 |
| D6CCCCC    | 6 TIR3™, 23.26", White  | 553.00 |
| D8\$\$\$00 | 8 TIR3™, 30.36", 8 Blue, Red and/or Amber   | 624.00 |
| D8\$\$\$10 | 8 TIR3™, 30.36", 7 Blue, Red and/or Amber and 1 White                             | 635.00 |
| D8\$\$\$20 | 8 TIR3™, 30.36", 6 Blue, Red and/or Amber and 2 White                             | 645.00 |
| D8\$\$\$30 | 8 TIR3™, 30.36", 5 Blue, Red and/or Amber and 3 White                             | 656.00 |
| D8\$\$\$40 | 8 TIR3™, 30.36", 4 Blue, Red and/or Amber and 4 White                             | 668.00 |
| D8\$\$\$50 | 8 TIR3™, 30.36", 3 Blue, Red and/or Amber and 5 White                             | 678.00 |
| D8\$\$\$60 | 8 TIR3™, 30.36", 2 Blue, Red and/or Amber and 6 White                             | 689.00 |
| D8\$\$\$70 | 8 TIR3™, 30.36", 1 Blue, Red or Amber and 7 White                                 | 699.00 |
| D800080    | 8 TIR3™, 30.36", White  | 710.00 |
| DBKT1      | Suction Cup Mount Bracket & Cigar Plug Cord Kit for D2 Series, Customer Installed | 19.00  |
| DBKT3      | Swivel Mount Bracket Kit for D2 & D4 Series Only, Customer Installed              | 29.00  |
| DBKT4      | "L" Angle Mounting Bracket Kit, Customer Installed                                | 21.50  |
| DBKT5      | Upper Rear Window Mounting Bracket Kit for 2010 Chevy Tahoe                       | 21.50  |



**Dominator™ Traffic Advisor™, TIR3™ Super-LED® Low Profile**, Control Head Optional, 1.74" High x 2.17" Deep Housing, Three Super-LED@s per lamp.

|         |  |        |
|---------|--|--------|
| TAD6    | Six Lamp TIR3™ Super-LED® Traffic Advisor™, 23.26" Long, Less Control Head   | 516.00 |
| TAD8    | Eight Lamp TIR3™ Super-LED® Traffic Advisor™, 30.36" Long, Less Control Head   | 645.00 |
| TAD8**  | Eight Lamp, Six Lamp TIR3™ Super-LED® Traffic Advisor™, 30.36" Long, with Two End Flashing LEDs, Blue, Red and/or Amber, Less Control Head | 656.00 |
| TADCTL1 | TAD/TADP Series Control Head Only  | 124.00 |
| TADSW1  | On/Off Non-Lighted, SPDT 20 Amp Switch, for TADCTL1  | 11.50  |
| TADSW2  | On/Off/On Non-Lighted, SPDT 20 Amp Switch, for TADCTL1   | 11.50  |
| TADSW3  | Momentary Non-Lighted, SPST 20 Amp Switch, for TADCTL1   | 11.50  |



**FlatLighter™ LED Series**, Dual 400 Series High Intensity 5mm LEDs with Multiple Scan-Lock™ Flash Patterns (Color LEDs with Clear Outer Lens for Stealth Look).

|         |  |        |
|---------|--|--------|
| FLEED** | Red and/or Amber   | 217.00 |
| FLEED** | 1 Red or Amber and 1 White or Blue                               | 279.00 |
| FLEED** | Blue and/or White  | 350.00 |
| 43LENS* | 400 Series Color Lens for FLEED Series, Customer Installed, Each | 10.50  |



**ION™ Series Super-LED Universal Light**, Includes Universal Mount, Scan-Lock™ Flash Patterns and a 4-wire Pig Tail.

|       |   |        |
|-------|---|--------|
| ION*  | <b>NEW</b> Red, Blue, Amber or White, Black Housing | 165.00 |
| IONJ  | <b>NEW</b> Split Red/Blue, Black Housing            | 165.00 |
| IOND  | <b>NEW</b> Split Red/Clear, Black Housing           | 165.00 |
| IONM  | <b>NEW</b> Split Blue/Amber, Black Housing          | 165.00 |
| IONW* | <b>NEW</b> Red, Blue, Amber or White, White Housing | 165.00 |
| IONWJ | <b>NEW</b> Split Red/Blue, White Housing            | 165.00 |
| IONWD | <b>NEW</b> Split Red/Clear, White Housing           | 165.00 |
| IONWM | <b>NEW</b> Split Blue/Amber, White Housing          | 165.00 |



**Raider™ Linear Super-LED®**, Includes Slide Mounting Bolts, Weather Resistant, Scan-Lock™ Flash Patterns. 2.35" High x 1.83" Deep. For Interior or Exterior Use. Clear Outer Lens.

|      |  |        |
|------|--|--------|
| R1*  | 1 Linear-LED®, 5.5", Amber, Blue or Red, with Synchronize Wire | 244.00 |
| R1C  | 1 Linear-LED®, 5.5", White, with Synchronize Wire              | 258.00 |
| R2** | 2 Linear-LED®, 11", Amber, Blue and/or Red                     | 444.00 |
| R2*C | 2 Linear-LED®, 11", 1 Amber, Blue or Red and 1 White           | 455.00 |
| R2CC | 2 Linear-LED®, 11", White                                      | 468.00 |



All models are 12 Volt D.C. only unless otherwise noted above. For other voltages contact factory.

\* Replace symbol in model number with letter indicating lens color or LED color desired: **A** = Amber; **B** = Blue; **C** = Clear/White; **R** = Red; **G** = Green

# Replace symbol in model number with letter indicating SPLIT lens or LED color desired: **D** = Red/Clear; **E** = Blue/Clear; **F** = Amber/Clear; **H** = Green/Clear

† (to be discontinued, check availability) †† (special order, check availability, non-returnable) **J** = Red/Blue; **K** = Red/Amber; **L** = Red/Green; **M** = Blue/Amber

! Indicate length desired: 5 foot, 6 foot, 7 foot or 8 foot \$ Indicates Lower Price

| MODEL  | DESCRIPTION  | LIST    |
|--|--|---------|
| <b>Slim-Miser™ LED Series</b> , Dual 5mm LED Panels, Side-by-Side with Scan-Lock™ Flash Patterns, Includes a Cigar Plug with On/Off Switch and California Flash Patterns.  |  |         |
| SMLLAA   | Amber/Amber  | 140.00  |
| SMLLRR   | Red/Red  | 140.00  |
| SMLLBR   | Blue/Red   | 140.00  |
| SMLLBB   | Blue/Blue  | 140.00  |
| SMLLBC   | †† Blue/White  | 140.00  |
| SMLLCR   | †† White/Red   | 140.00  |
| <b>SlimLighter™ Super-LED® Series</b> , Six Super-LED®s (per panel), Includes a Cigar Plug with an On/Off Switch and Scan-Lock™ Flash Patterns, Switch & Swivel Brackets with Suction Cups.  |  |         |
| SLPMM**  | Blue, Red and/or Amber   | 366.00  |
| SLPMM*C  | 1 Blue, Red or Amber and 1 White   | 426.00  |
| SLPMMCC  | White/White  | 485.00  |
| SLPBKT1  | Bail Mounting Bracket for Rear Deck or Headliner Mounting  | 15.50   |
| <b>SpectIR™ Series LED Dash Light</b> , Competitor™ Series Dash Light Includes Integral Hood, Three Suction Cups and a Cigar Plug with On/Off Switch, Scan-Lock™ Flash Patterns, allowing for Simultaneous or Alternating Flashing of Each Side and Two California Patterns. |  |         |
| SPEC8*   | Red, Blue or Amber   | 130.00  |
| SPEC8*   | †† White or Green  | 163.00  |
| SPEC8J   | †† Split Red/Blue  | 140.00  |
| SPEC8D   | †† Split Red/White   | 140.00  |
| <b>SpitFire™ Plus LINZ6™ Super-LED® Series</b> , Includes Integral Hood, Two Suction Cups and a Cigar Plug with an On/Off and a Scan-Lock™ Flash Pattern Switch. Available in Single Color or Split Colors.  |  |         |
| SFP1*  | Red, Blue or Amber   | 138.00  |
| SFP1*  | White or Green   | 149.00  |
| SFP1J  | †† Split Red / Blue  | 143.00  |
| SFP1E  | †† Split Blue / White  | 149.00  |
| SFP1D  | Split Red / White  | 149.00  |
| <b>Halogen, Rotating Beacons - Responder® Cadet™ Series</b>  |  |         |
| <b>CR212 Responder® Cadet™</b>   |  |         |
| CR212*M  | Dual Speed, Magnet/Permanent Mount   | 88.00   |
| CR212SM  | Dual Speed, Magnet/Permanent Mount, Split Dome   | 108.00  |
| H27W12V  | 27 Watt, CR212 Series (See Replacement Bulb Section for Pricing)   |         |
| <b>LED, Halogen, Rotating Beacons - Rota-Beam™ Series</b>  |  |         |
| <b>RB6 Series</b>  |  |         |
| RB6T*P   | Rota-Beam™ 6 Dual Reflector, 60 Watt Halogen, Permanent Mount  | 122.00  |
| RB6P*P   | Single Reflector, with 50 Watt Halogen Lamp, Perm/Pipe Mount   | 100.00  |
| RB6P*M   | Single Reflector with 50 Watt Halogen Lamp, Magnet Mount   | 135.00  |
| RB6CF*   | Color Filter Kit for RB6T Series Only (Customer Installed Option, Use with Clear Outer Dome Only)                                      | 6.00    |
| KCF*   | Color Filter for RB6P Models (Customer Installed Option, Use with Clear Outer Dome Only)   | 6.00    |
| WMM6K  | Optional Magnet Mount Kit  | 40.00   |
| <b>B6LED Series</b>  |  |         |
| B6MM**P  | Super-LED Beacon with Polished Base, Upper Section & Directional Linear Super-LED® Lighthouse in Lower Section, Amber, Blue and/or Red | 1038.00 |
| <b>B6T Series</b>  |  |         |
| B6TM**1P   | RB6T Rotating Beacon with Polished Base, Upper Section & Directional Linear-LED® in Lower Section, Amber, Blue or Red LED              | 498.00  |
| <b>Strobe Beacons, Self-Contained</b><br>1500, 2000 & 2500 Series, 12/24 VDC Unless Specified.   |  |         |
| <b>1500 Series Strobe Beacons</b>  |  |         |
| 1502*  | 2 Watt, Permanent Mount, 10-80 VDC, SingleFlash, Amber and Clear Only  | 65.00   |
| 1502M*   | 2 Watt, Magnetic Mount, 10-80 VDC, SingleFlash, Amber and Clear Only   | 82.00   |
| 1510*  | 10 Watt, Permanent Mount, 12/24 VDC SingleFlash  | 117.00  |
| 1510M*   | 10 Watt, Magnetic Mount, 12/24 VDC SingleFlash   | 131.00  |
| BBKT15   | Shelf Mount Bracket for L50/1500 Series, Stainless Steel, Mounts to Flat Vertical Surface  | 45.00   |
| MIRROR15   | Mirror Mount Bracket for 1500/L53 Series Beacons   | 45.00   |
| FT1510   | †† Linear Tube for 1510 Series, Each   | 29.00   |
| D1500*   | Dome for 1500 & 1510 Series, Each  | 33.00   |
| <b>2012 RapidFlash Series Strobe Beacons - Polycarbonate Base, 15 Watt, RapidFlash™ &amp; Manual Hi/Low.</b>   |  |         |
| 2012LP*  | Perm/Pipe Mount, Low Dome  | 112.00  |
| 2012LP*M   | Magnetic Mount, Low Dome   | 129.00  |
| 2012LP*V   | Magnetic/Suction Cup Mount, Low Dome   | 135.00  |
| 2012HP*  | Perm/Pipe Mount, High Dome   | 112.00  |
| 2012HP*M   | Magnetic Mount, High Dome  | 129.00  |
| 2012HP*V   | Magnetic/Suction Cup Mount, High Dome  | 135.00  |



**2015 & 2022 Flash4™ Series Strobe Beacons - Polycarbonate Base, QuintFlash™ & Manual Hi/Low Unless Specified.**

|          |   |        |
|----------|---|--------|
| 2015LP*  | 15 Watt, Perm/Pipe Mount, Low Dome                    | 130.00 |
| 2015LP*M | 15 Watt, Magnetic Mount, Low Dome                     | 145.00 |
| 2015LP*V | 15 Watt, Magnetic/Suction Cup Mount, Low Dome         | 152.00 |
| 2015HP*  | 15 Watt, Perm/Pipe Mount, High Dome                   | 130.00 |
| 2015HP*M | 15 Watt, Magnetic Mount, High Dome                    | 145.00 |
| 2015HP*V | 15 Watt, Magnetic/Suction Cup Mount, High Dome        | 152.00 |
| 2022LP*  | 22 Watt, Perm/Pipe Mount, Low Dome                    | 142.00 |
| 2022LP*M | 22 Watt, Magnetic Mount, Low Dome                     | 160.00 |
| 2022LP*V | 22 Watt, Magnetic/Suction Cup Mount, Low Dome         | 166.00 |
| 2022HP*  | 22 Watt, Perm/Pipe Mount, High Dome                   | 142.00 |
| 2022HP*M | 22 Watt, Magnetic Mount, High Dome                    | 160.00 |
| 2022HP*V | 22 Watt, Magnetic/Suction Cup Mount, High Dome        | 166.00 |
| 2022AP*  | 22 Watt, Perm/Pipe Mount, High Dome, Automatic Hi/Low | 155.00 |

**2022 Flash4™ Series Strobe Beacons - Cast Aluminum Base, QuintFlash™ & Manual Hi/Low Unless Specified.**

|         |                                     |        |
|---------|-------------------------------------|--------|
| 2022LC* | 22 Watt, Perm/Pipe Mount, Low Dome  | 166.00 |
| 2022HC* | 22 Watt, Perm/Pipe Mount, High Dome | 166.00 |

**2519 Series Strobe Beacons - Polycarbonate Base, Encapsulated, Scan-Lock™ Flash Patterns, Photocell Hi/Low with Hi Power Override. Magnetic Mount with CometFlash® and Hi Power Only.**

|          |  |        |
|----------|--|--------|
| 2519LP*  | 19 Watt, Perm/Pipe/"J" Hook Mount, Low Dome    | 150.00 |
| 2519HP*  | 19 Watt, Perm/Pipe/"J" Hook Mount, High Dome   | 150.00 |
| 2519LP*M | 19 Watt, Magnetic Mount, Low Dome              | 167.00 |
| 2519HP*M | 19 Watt, Magnetic Mount, High Dome             | 167.00 |
| 2519LP*V | 19 Watt, Magnetic/Suction Cup Mount, Low Dome  | 179.00 |
| 2519HP*V | 19 Watt, Magnetic/Suction Cup Mount, High Dome | 179.00 |

**2000 & 2500 Series Parts & Accessories**

|          |  |       |
|----------|--|-------|
| MIRROR20 | Mirror Mount Bracket for 2000/2500/L21/L22 Series Beacons                                      | 47.00 |
| BBKT20   | Shelf Mount Bracket for L20/2500/2000 Series, Stainless Steel, Mounts to Flat Vertical Surface | 47.00 |
| BGL      | Branch Guard for Low Dome  | 35.00 |
| BGH      | Branch Guard for High Dome   | 37.00 |
| DCH      | Clear Dust Cover for High Dome Only  | 6.50  |
| MMK      | 90 Lb. Pull Magnetic Mount Kit, with 8 Ft. Straight Cord & Plug for 2000 Series                | 28.00 |
| LSK      | Single Lighted Switch (15 Amp Rated), Mounted on Bracket, Wired and Fused                      | 37.50 |
| DH2000*  | High Dome for 2000 Series  | 60.00 |
| DL2000*  | Low Dome for 2000 Series   | 60.00 |
| FT10A    | †† 3-Pin "U" Strobe Tube, Plug-in, 2004, 2012, & 2015, Each                                    | 32.00 |
| FT20A    | †† 3-Pin Helix 1-1/2 Turn Strobe Tube, Plug-in, 2022, Each                                     | 37.00 |
| FT25     | †† Flash Tube, 2500 Series Beacons, Each   | 37.00 |

**Strobe Beacons, Self-Contained, HDP®**

With Four Selectable Flash Patterns.

**800D Series, 12/24 VDC**

|         |   |        |
|---------|---|--------|
| 800DH*P | High Dome, Perm/Pipe Mount with High Gain, Self-Cleaning Aerodynamic Dome | 244.00 |
| 800DL*P | Low Dome, Perm/Pipe Mount   | 244.00 |
| 800DL*M | Low Dome, Magnetic Mount  | 271.00 |

**1200D Series, 12/24 VDC**

|          |  |        |
|----------|--|--------|
| 1200DH*P | Perm/Pipe Mount with High Gain, Self-Cleaning Aerodynamic Dome | 310.00 |
|----------|--|--------|

**Options for 800D and 1200D Series**

|          |   |       |
|----------|---|-------|
| BGH      | High Dome Branch Guard  | 34.00 |
| BGL      | Low Dome Branch Guard for Model 800L Only                                   | 35.00 |
| MMK      | 90 Lb. Pull Magnetic Mount Kit, with 8 Ft. Cord & Plug for 800/1200 Series  | 28.00 |
| DL2000*  | Low Dome for 2000 Series  | 60.00 |
| HGDOMEH* | High Gain Dome for 800 & 1200 Series  | 70.00 |
| 80DTUBE  | †† 800D/1200D Series Helix 1-1/2 Turn, 3 Pin Plug-In Base Strobe Tube, Each | 65.00 |

**Super Strobe® D Series and Options, 12/24 VDC**

|         |  |        |
|---------|--|--------|
| S360D*P | Perm/Pipe Mount  | 376.00 |
| S360D*B | Branch Guard Mount   | 407.00 |
| SSTUBE  | †† Super Strobe® Helix 1-1/2 Turn Strobe Tube and Polished Reflector, DOT6H, S360C/S360D Series, SS361, SS363, SS364, Each | 65.00  |

**LED Beacons, Self-Contained**

**L31 Series Super-LED® Beacon, Class 1 High Dome - Cast Aluminum Base, Includes Scan-Lock™, Hi/Low Power, Cruise and Synchronize Features.**

|         |   |        |
|---------|---|--------|
| L31H*F  | Amber, Blue or Red (Single Color Only) Flat Mount                 | 516.00 |
| L31HCF  | White, Flat Mount   | 714.00 |
| L31H*F4 | †† Amber, Blue or Red (Single Color Only) Flat Mount, 24 VDC      | 568.00 |
| L31H*M  | Amber, Blue or Red (Single Color Only) Magnet Mount               | 546.00 |
| L31HCM  | White, Magnetic Mount   | 745.00 |
| L31H*V  | Amber, Blue or Red (Single Color Only) Magnetic/Suction Cup Mount | 552.00 |

All models are 12 Volt D.C. only unless otherwise noted above. For other voltages contact factory.

\* Replace symbol in model number with letter indicating lens color or LED color desired: **A** = Amber; **B** = Blue; **C** = Clear/White; **R** = Red; **G** = Green

# Replace symbol in model number with letter indicating SPLIT lens or LED color desired: **D** = Red/Clear; **E** = Blue/Clear; **F** = Amber/Clear; **H** = Green/Clear

† (to be discontinued, check availability) †† (special order, check availability, non-returnable) **J** = Red/Blue; **K** = Red/Amber; **L** = Red/Green; **M** = Blue/Amber

! Indicate length desired: 5 foot, 6 foot, 7 foot or 8 foot \$ Indicates Lower Price



Beacons



| MODEL    | DESCRIPTION  | LIST   |
|----------|--|--------|
| L31HCV   | White, Magnetic/Suction Cup Mount  | 751.00 |
| L31HKF   | †† Alternating Red/Amber 360°, Flat Mount, For Use in Marine Towing Operation        | 581.00 |
| L31HRFN  | Red, Meets NFPA Zone C Upper Requirements, Each                                      | 516.00 |
| MIRROR20 | Mirror Mount Bracket for 2000/2500/L31/L32/L21/L22/L51/L52 Series Beacons            | 47.00  |
| BBKT30   | Shelf Mount Bracket for L30 Series, Stainless Steel, Mounts to Flat Vertical Surface | 47.00  |
| L360PMKT | Pipe Mount Kit for L31/32 Flat Mount   | 27.00  |
| L360BGB  | Branch Guard Kit for L31H Series   | 158.00 |

**L32 Series Super-LED® Beacon, Class 1 in Amber and Class 2 in Red&Blue , Low Dome - Cast Aluminum Base**, Includes Scan-Lock™, Hi/Low Power, Cruise and Synchronize Features.

|          |  |        |
|----------|--|--------|
| L32L*F   | Amber, Blue or Red (Single Color Only) Flat Mount                                    | 326.00 |
| L32LCF   | White, Flat Mount  | 454.00 |
| L32L*F4  | †† Amber, Blue or Red (Single Color Only) Flat Mount, 24 VDC                         | 359.00 |
| L32L*M   | Amber, Blue or Red (Single Color Only) Magnet Mount                                  | 355.00 |
| L32LCM   | White, Magnetic Mount  | 484.00 |
| L32L*V   | Amber, Blue or Red (Single Color Only) Magnetic/Suction Cup Mount                    | 362.00 |
| L32LCV   | White, Magnetic/Suction Cup Mount  | 487.00 |
| MIRROR20 | Mirror Mount Bracket for 2000/2500/L31/L32/L21/L22/L51/L52 Series Beacons            | 47.00  |
| BBKT30   | Shelf Mount Bracket for L30 Series, Stainless Steel, Mounts to Flat Vertical Surface | 47.00  |
| L360PMKT | Pipe Mount Kit for L31/32 Flat Mount   | 27.00  |



**L21 Series Super-LED® Encapsulated, Class 1, Polycarbonate Base**, Perm Mount Models with Scan-Lock™ Flash Patterns.

|          |  |        |
|----------|--|--------|
| L21H*P   | Amber or White, Perm/Pipe/"J" Hook Mount, High Dome  | 316.00 |
| L21H*M   | Amber or White, Magnet Mount, High Dome  | 336.00 |
| L21H*V   | Amber or White, Magnetic/Suction Cup Mount, High Dome  | 346.00 |
| L21H*P4  | †† Amber or White, Perm/Pipe/"J" Hook Mount, High Dome, 24 VDC                                 | 347.00 |
| L21L*P   | Amber or White, Perm/Pipe/"J" Hook Mount, Low Dome   | 316.00 |
| L21L*M   | Amber or White, Magnet Mount, Low Dome   | 336.00 |
| L21L*V   | Amber or White, Magnetic/Suction Cup Mount, Low Dome   | 346.00 |
| L21L*P4  | †† Amber or White, Perm/Pipe/"J" Hook Mount, Low Dome, 24 VDC                                  | 347.00 |
| MIRROR20 | Mirror Mount Bracket for 2000/2500/L31/L32/L21/L22/L51/L52 Series Beacons                      | 47.00  |
| BBKT20   | Shelf Mount Bracket for L20/2500/2000 Series, Stainless Steel, Mounts to Flat Vertical Surface | 47.00  |



**L21 Series Super-LED® Encapsulated, Class 1, Cast Aluminum Base**, Perm Mount Models with Scan-Lock™ Flash Patterns.

|          |  |        |
|----------|--|--------|
| L21H*C   | Amber or White, Perm/Pipe/"J" Hook Mount, High Dome  | 333.00 |
| L21H*C4  | †† Amber or White, Perm/Pipe/"J" Hook Mount, High Dome, 24 VDC                                 | 366.00 |
| L21L*C   | Amber or White, Perm/Pipe/"J" Hook Mount, Low Dome   | 333.00 |
| L21L*C4  | †† Amber or White, Perm/Pipe/"J" Hook Mount, Low Dome, 24 VDC                                  | 366.00 |
| MIRROR20 | Mirror Mount Bracket for 2000/2500/L21/L22/L51/L52 Series Beacons                              | 47.00  |
| BBKT20   | Shelf Mount Bracket for L20/2500/2000 Series, Stainless Steel, Mounts to Flat Vertical Surface | 47.00  |

**L22 Series Super-LED® Encapsulated Beacon, Class 2 (Amber) - Polycarbonate Base**, Includes Scan-Lock™ Flash Patterns.

|          |  |        |
|----------|--|--------|
| L22H*P   | Amber, Blue or Red (Single Color), Perm/Pipe Mount, High Dome                                  | 183.00 |
| L22HCP   | White, Perm/Pipe Mount, High Dome  | 203.00 |
| L22H*M   | Amber, Blue or Red (Single Color), Magnet Mount, High Dome                                     | 203.00 |
| L22HCM   | White, Magnet Mount, High Dome   | 224.00 |
| L22H*V   | Amber, Blue or Red, Magnetic/Suction Cup Mount, High Dome                                      | 214.00 |
| L22HCV   | White, Magnetic/Suction Cup Mount, High Dome   | 230.00 |
| L22H*P4  | †† Amber, Blue or Red (Single Color), Perm/Pipe Mount, 24 VDC, High Dome                       | 202.00 |
| L22HCP4  | †† White, Perm/Pipe Mount, 24 VDC, High Dome   | 220.00 |
| L22L*P   | Amber, Blue or Red (Single Color), Perm/Pipe Mount, Low Dome                                   | 183.00 |
| L22LCP   | White, Perm/Pipe Mount, Low Dome   | 203.00 |
| L22L*M   | Amber, Blue or Red (Single Color), Magnet Mount, Low Dome                                      | 203.00 |
| L22LCM   | White, Magnet Mount, Low Dome  | 224.00 |
| L22L*V   | Amber, Blue or Red (Single Color), Magnet/Suction Cup Mount, Low Dome                          | 214.00 |
| L22LCV   | White, Magnet/Suction Cup Mount, Low Dome  | 230.00 |
| L22L*P4  | Amber, Blue or Red (Single Color), Perm/Pipe Mount, 24 VDC, Low Dome                           | 202.00 |
| L22LCP4  | White, Perm/Pipe Mount, 24VDC, Low Dome  | 220.00 |
| MIRROR20 | Mirror Mount Bracket for 2000/2500/L21/L22/L51/L52 Series Beacons                              | 47.00  |
| BBKT20   | Shelf Mount Bracket for L20/2500/2000 Series, Stainless Steel, Mounts to Flat Vertical Surface | 47.00  |



**L50 Series Super-LED® Beacon, Polycarbonate Base**

|          |  |        |
|----------|--|--------|
| L51*P    | Class 1, Amber or White, Perm/Pipe Mount   | 315.00 |
| L51*M    | Class 1, Amber or White, Magnet Mount  | 330.00 |
| L52*P    | Class 2, Amber or White, Perm/Pipe Mount   | 199.00 |
| L52*M    | Class 2, Amber or White, Magnet Mount  | 215.00 |
| L53AP    | Class 3, Amber, Flat Mount, Single LED Beacon, Scan-Lock™ Flash Patterns including Steady-Burn and Cruise Mode   | 61.00  |
| L53AM    | Class 3, Amber, Magnet Mount, Single LED Beacon, Scan-Lock™ Flash Patterns including Steady-Burn and Cruise Mode | 76.00  |
| MIRROR15 | Mirror Mount Bracket for 1500/L50 Series   | 45.00  |
| BBKT15   | Shelf Mount Bracket for L50/1500 Series, Stainless Steel, Mounts to Flat Vertical Surface                        | 45.00  |

**L40 Series Super-LED® Encapsulated Beacon**, 12/24 VDC, California Title 13 (Amber) and Class 1, Cast Aluminum Base, Includes Scan-Lock™, Permanent Mount Models with Hi/Low and Synchronization Feature, Red, Blue, Amber or White

|       |                     |        |
|-------|---------------------|--------|
| L40*P | NEW Perm/Pipe Mount | 390.00 |
|-------|---------------------|--------|

|       |                                   |        |
|-------|-----------------------------------|--------|
| L40*M | <b>NEW</b> Magnetic Mount         | 410.00 |
| L40*V | <b>NEW</b> Magnetic/Suction Mount | 420.00 |

**L41 Series Super-LED®, Encapsulated Beacon**, 12/24 VDC, Class 1, Cast Aluminum Base, Includes Scan-Lock™, Permanent Mount Models with Hi/Low and Synchronization Feature, Red, Blue, Amber or White

|       |                                   |        |
|-------|-----------------------------------|--------|
| L41*P | <b>NEW</b> Perm/Pipe Mount        | 285.00 |
| L41*M | <b>NEW</b> Magnetic Mount         | 305.00 |
| L41*V | <b>NEW</b> Magnetic/Suction Mount | 315.00 |



### Power Supplies, Strobe

#### Universal® and Intelligent™ Power Supply Series

|          |  |        |
|----------|--|--------|
| UPS64LXA | Four Outlet, 75 Watt Output (90 Watt Input), with 10 Scan-Lock™ Flash Patterns and Synchronize Wire, 12/24 VDC   | 453.00 |
| UPS690   | Six Outlet, 90 Watt Output (115 Watt Input), with 7 Flash Patterns Plus Traffic Advisor™ Patterns, 12 VDC  | 600.00 |
| ISP94    | Four Outlet, 90 Watt Output (115 Watt Input), with 16 Flash Patterns, Programmable Configurations for DOT, Serial and UPS Applications (Less Diagnostic Indicator Kit), 12 VDC   | 686.00 |
| ISP188   | Eight Outlet, 180 Watt Output (230 Watt Input), with 16 Flash Patterns, Programmable Configurations for DOT, Serial and UPS Applications (Less Diagnostic Indicator Kit), 12 VDC | 975.00 |



Power Supplies & Flashers

**Competitor™ Series Strobe Power Supplies**, Fully Encapsulated with 10 Scan-Lock™ Flash Patterns, 12/24 VDC & Hi/Low Feature Standard.

|       |   |        |
|-------|---|--------|
| CS240 | Two Outlet, 40 Watt Output (54 Watts Input) | 123.00 |
| CS650 | Six Outlet, 50 Watt Output (67 Watts Input) | 171.00 |

**Competitor Series Plus Strobe Power Supplies**, 10 Scan-Lock™ Flash Patterns and Hi/Low Feature Standard.

|        |  |        |
|--------|--|--------|
| CSP660 | Six Outlet, 60 Watt Output (80 Watts Input), 12/24 VDC | 196.00 |
| CSP690 | Six Outlet, 90 Watt Output (120 Watts Input), 12 VDC   | 230.00 |



**Hide-A-Way Strobe Systems**. See "Hide-A-Way Strobe" Section under Lighthoods for Hide-A-Way Tubes (Waterproof Connectors are Highly Recommended on these Systems), For Waterproof Connectors on Lighthood End, Contact Factory for Pricing.

|          |   |        |
|----------|---|--------|
| S240CC   | CS240 Power Supply, Two HA238C (Replaces S220CC & S225CC)           | 254.00 |
| S240AA   | CS240 Power Supply, Two HA238A (Replaces S220AA & S225AA)           | 313.00 |
| S650CCCC | CS650 Power Supply with Four HA239C (Replaces S450CCCC)             | 305.00 |
| S650CCAA | CS650 Power Supply with Two HA239C & Two HA238A (Replaces S450CCAA) | 364.00 |
| S650AAAA | CS650 Power Supply with Four HA238A (Replaces S450AAAA)             | 420.00 |
| S660CCCC | CSP660 Power Supply with Four HA239C                                | 342.00 |
| S660CCAA | CSP660 Power Supply with Two HA239C & Two HA238A                    | 401.00 |
| S660AAAA | CSP660 Power Supply with Four HA238A                                | 458.00 |
| S690CCCC | CSP690 Power Supply with Four HA238C                                | 382.00 |
| S690CCAA | CSP690 Power Supply with Two HA238C & Two HA238A                    | 434.00 |
| S690AAAA | CSP690 Power Supply with Four HA238A                                | 488.00 |



### Flashers, Halogen & LED

#### Universal® Halogen & LED Flashers

|         |  |        |
|---------|--|--------|
| UFM8    | Eight Outlet Halogen/LED Flasher, 60 Watts per outlet, 2x2x2x2 Switching, 17 Selectable Flash Patterns   | 164.00 |
| ULF44   | Four Outlet, Four Channel LED Flasher, 60 Watts per Channel, More than 60 Scan-Lock™ Flash Patterns, Allowing for Alternating, Simultaneous and Synchronized Flashing Lighthoods | 83.00  |
| AFL530  | Certified LED Ambulance Flasher, 5 Outlet, 30 Watts  | 125.00 |
| AFM560  | Certified Ambulance Flasher, 5 Outlet, 60 Watts  | 225.00 |
| AFM1660 | Certified Ambulance Flasher, 16 Outlet, 60 Watts   | 225.00 |



#### Headlight/Grille & Taillight Flashers

|          |  |       |
|----------|--|-------|
| SSFPOS   | 100% Solid-State, Headlight/Grille Light Flasher, 2 Outlet, 160 Watts Per Outlet, 7 Flash Patterns, For Positive Switching Headlights (Replaces SSF2150)   | 72.00 |
| SSFPOSC6 | 100% Solid-State, Headlight Flasher, 2 Outlet, 160 Watts Per Outlet, 7 Flash Patterns, For 2006-2010 Ford Crown Victoria Police Interceptor Package, Includes Mating Plug, For Positive Switching Headlights   | 72.00 |
| SSFBKT1  | SSFPOSC6 Mounting Bracket for Use with SABKT17 & SAK17, For Easy Installation  | 9.00  |
| SSFPOS16 | 100% Solid-State, Headlight and Taillight Flasher, 2 Outlet, 160 Watts Per Outlet, Seven Flash Patterns, For 2006-2009 Chevy Impala Police Package and 2007-2010 Chevy Tahoe Police Package, Includes Mating Plug, For Positive Switching Headlights | 97.00 |
| UHF2150A | Headlight/Grille Light Flasher with 4 Flash Patterns for Positive or Negative Headlight Switching (not for Chevy Impala)   | 64.00 |
| SSF5150D | 100% Solid-State Taillight Flasher, 2006-2010 Ford Crown Victoria Compatible, For Positive Switching Taillights with Five Flash Patterns   | 83.00 |
| UBF5150  | 2004-2010 Ford Crown Victoria Taillight Flasher  | 80.00 |



#### Options for LED Lighthoods

|          |   |       |
|----------|---|-------|
| LEDLOAD  | In-line "Load" Resistor Kit to Interface with OEM Turn Signal Circuit | 61.00 |
| PROGRAM1 | Scan-Lock Flash Pattern Programmer                                    | 99.00 |

All models are 12 Volt D.C. only unless otherwise noted above. For other voltages contact factory.

\* Replace symbol in model number with letter indicating lens color or LED color desired: **A** = Amber; **B** = Blue; **C** = Clear/White; **R** = Red; **G** = Green

# Replace symbol in model number with letter indicating SPLIT lens or LED color desired: **D** = Red/Clear; **E** = Blue/Clear; **F** = Amber/Clear; **H** = Green/Clear

† (to be discontinued, check availability) †† (special order, check availability, non-returnable) **J** = Red/Blue; **K** = Red/Amber; **L** = Red/Green; **M** = Blue/Amber

! Indicate length desired: 5 foot, 6 foot, 7 foot or 8 foot \$ Indicates Lower Price

**MODEL DESCRIPTION LIST**

**Lighthoods, Directional Strobe, Super-LED®, LED, Halogen & Combination**

Strobe Lighthoods Only Supplied with 15' Shielded Cable, Unless Specified. For Longer One Piece Cable, See "Substitute Longer Shielded Cable" section. Note: In the Model Number the 3rd and 4th Digit are for the LED or Super-LED Color. The 7th Digit is for the Lens Color.

**05" Marker/Clearance, Illumination and Flashing LED Series, Chrome Housing, Size is 1" Wide x 1-1/2" Long.**

|          |   |       |
|----------|---|-------|
| 0S*00MCR | Amber or Red Marker/Clearance Light with Clear Lens                         | 22.50 |
| 0S*00FCR | Amber or Red with Single Flash and Clear Lens                               | 22.50 |
| 0S*00FCR | Blue or White with Single Flash and Clear Lens                              | 32.00 |
| 0S*00SCR | Amber or Red Steady-Burn and Clear Lens                                     | 22.50 |
| 0SB00SCR | Blue Steady-Burn and Clear Lens   | 32.00 |
| 0SC0EDCR | White Illumination Light with Clear Lens                                    | 32.00 |
| 0AC0EDCR | White Illumination Light with Clear Lens and 45° Angled Chrome Plated Bezel | 35.00 |



**2" Round 5mm LED Lighthoods, Includes 2.5" Adapter for Customer Supplied 2.5" Grommet, 3" and 3.5" Flange Mount. Other Optional Mounting Kit Purchased Separately (See Optional Mounting Section).**

|          |                                      |       |
|----------|--------------------------------------|-------|
| T0*00F*R | Red or Amber, 1 Flash Pattern        | 32.50 |
| T0*00M*R | Clearance Light, Amber or Red        | 28.00 |
| T0CACCCR | Compartment Light, Intensity Level 3 | 44.00 |



**Optional Mounting for 2" Round Series**

|          |                                   |       |
|----------|-----------------------------------|-------|
| TFLANGEB | Flange Kit, Surface Mount, Black  | 8.50  |
| TFLANGEC | Flange Kit, Surface Mount, Chrome | 14.00 |
| TGROM2   | 2" Grommet                        | 6.50  |

**3" Round Super-LED® Compartment Light, Steady-burn**

|          |  |       |
|----------|--|-------|
| 3SC0CDCR | <b>NEW</b> Compartment Light, White  | 59.50 |
| 3S*00F*R | <b>NEW</b> Flashing, Single Pattern, Red, Blue or Amber  | 65.00 |
| 3SRCCDCR | <b>NEW</b> Compartment Light, Split Red/White, with Independent Control of Red and White Light | 70.00 |
| 3SR0CDRR | <b>NEW</b> Red, Steady Burn, Nighttime Illumination Lighting                                   | 65.00 |
| 3FLANGEC | <b>NEW</b> Flange Kit, Surface Mount, Chrome   | 10.00 |



**4" Round Super-LED® Lighthoods, Scan-Lock™ Flash Patterns (with Phase 1 and Phase 2) and Steady-Burn with Synchronize Feature, Includes Adapter for PAR36 Applications. Requires Optional Mounting Kit Purchased Separately (Except FE Series).**

|          |   |        |
|----------|---|--------|
| FEDC06*R | 2006-2009 Dodge Charger Fog Light Mount with Clear Extended Lens, Synchronizable, Blue, Red or Amber          | 179.00 |
| FEDC06CR | 2006-2009 Dodge Charger Fog Light Mount with Clear Extended Lens, Synchronizable, White                       | 209.00 |
| FEDC06JR | <b>NEW</b> 2006-2009 Dodge Charger Fog Light Mount with Clear Extended Lens, Synchronizable, Split Red/Blue   | 189.00 |
| FEDC06DR | <b>NEW</b> 2006-2009 Dodge Charger Fog Light Mount with Clear Extended Lens, Synchronizable, Split Red/White  | 205.00 |
| FEDC06ER | <b>NEW</b> 2006-2009 Dodge Charger Fog Light Mount with Clear Extended Lens, Synchronizable, Split Blue/White | 205.00 |
| FECT10*R | <b>NEW</b> 2010 Chevy Tahoe Fog Light Mount with Clear Extended Lens, Synchronizable, Blue, Red or Amber      | 179.00 |
| FECT10CR | <b>NEW</b> 2010 Chevy Tahoe Fog Light Mount with Clear Extended Lens, Synchronizable, White                   | 209.00 |
| FECT10JR | <b>NEW</b> 2010 Chevy Tahoe Fog Light Mount with Clear Extended Lens, Synchronizable, Split Red/Blue          | 189.00 |
| FECT10DR | <b>NEW</b> 2010 Chevy Tahoe Fog Light Mount with Clear Extended Lens, Synchronizable, Split Red/White         | 205.00 |
| FECT10ER | <b>NEW</b> 2010 Chevy Tahoe Fog Light Mount with Clear Extended Lens, Synchronizable, Split Blue/White        | 205.00 |
| FEFP11*R | <b>NEW</b> 2011 Ford Expedition Fog Light Mount with Clear Lens, Synchronizable, Red, Blue or Amber           | 179.00 |
| FEFP11CR | <b>NEW</b> 2011 Ford Expedition Fog Light Mount with Clear Lens, Synchronizable, White                        | 209.00 |
| FEFP11JR | <b>NEW</b> 2011 Ford Expedition Fog Light Mount with Clear Lens, Synchronizable, Split Red/Blue               | 189.00 |
| FEFP11DR | <b>NEW</b> 2011 Ford Expedition Fog Light Mount with Clear Lens, Synchronizable, Split Red/White              | 205.00 |
| FEFP11ER | <b>NEW</b> 2011 Ford Expedition Fog Light Mount with Clear Lens, Synchronizable, Split Blue/White             | 205.00 |
| 2F*00Z*R | Flat Lens, Synchronizable, Blue, Red and/or Amber   | 175.00 |
| 2FC00ZCR | Flat Lens, Synchronizable, White  | 193.00 |
| 2E*00Z*R | Extended Lens, Synchronizable, Blue, Red and/or Amber   | 175.00 |
| 2EC00ZCR | Extended Lens, Synchronizable, White  | 193.00 |



**4" Round Strobe & 5mm LED Lighthoods(DIRECTIONAL) Requires Optional Mounting Kit Purchased Separately, See Optional Mounting Section.**

|          |   |        |
|----------|---|--------|
| 201000*U | Strobe, Round, Flat Lens                    | 108.00 |
| 20R00XRR | 5mm LED, Brake/Tail/Turn, Maximum Intensity | 93.00  |

**Optional Mounting for 4" Round Series, Except FEDC06\*R and 4" Round Super-LED®, Unless Specified.**

|          |   |       |
|----------|---|-------|
| 2FLANGEB | Black Surface Mount Trim Ring Kit (For LED Models Only)     | 8.50  |
| 2FLANGEC | Chrome Surface Mount Trim Ring Kit (For LED Models Only)    | 14.00 |
| 2GROMMET | Grommet Mounting Kit (For Strobe, LED or Super-LED® Models) | 6.50  |

**4" Round, 2G Series Super-LED® & 5mm LED Grommet Mount Lighthoods**

|          |  |        |
|----------|--|--------|
| 2G*00F*R | 5mm LED Warning Light with 14 Flash Patterns and Steady-Burn, Red or Amber, Includes Grommet | 76.00  |
| 20C0CDCR | Compartment Light, Level 3 Intensity, Optional Mounting Kit Purchased Separately             | 126.00 |



Lighthoods

|          |   |        |
|----------|---|--------|
| 20C0CDD  | Compartment Light, Level 3 Intensity, with Deutsch® Connector, Optional Mounting Kit Purchased Separately | 136.00 |
| 2GFLANGC | Optional Surface Mount Chrome Plated Flange Kit for 2G Series & Compartment Lights                        | 14.00  |
| 2GFLANGB | Optional Surface Mount Black Flange Kit for 2G Series & Compartment Lights                                | 8.50   |
| 2GROMMET | Grommet Mounting Kit for 2G Compartment Lights Only   | 6.50   |
| 2GBKT1   | Optional "L" Bracket, For Use with Grommet Mount Lighthouse Only, Each                                    | 15.00  |

**400 Series Linear Strobe, DIRECTIONAL, Requires Optional Mounting Kit Purchased Separately (See Optional Mounting Section).**

|          |                                       |        |
|----------|---------------------------------------|--------|
| 402000*U | Strobe, Without Flange                | 116.00 |
| 402000#U | †† Strobe, Without Flange, Split Lens | 162.00 |

**400 Series Linear-LED® Super-LED®, Six Super-LED over Six Super-LED® with Individual Controls of Upper and Lower Level. Requires Remote Flasher, Purchased Separately (NOT TO BE USED AS A Steady-Burn LIGHT).**

|          |                                     |        |
|----------|-------------------------------------|--------|
| 40**5SCR | †† Blue, Red and/or Amber           | 217.00 |
| 40*C5SCR | †† 1 Blue, Red or Amber and 1 White | 238.00 |
| 40CC5SCR | †† White                            | 261.00 |

**400 Series Single Level Super-LED®, Includes Scan-Lock™ Flash Patterns (with Phase 1 and Phase 2) and Steady-Burn with Synchronize Feature.**

|          |                    |        |
|----------|--------------------|--------|
| 40*02Z*R | Amber, Blue or Red | 125.00 |
| 40C02ZCR | White              | 147.00 |

**400 Series 5mm LED Brake/Tail/Turn, Turn, & Back Up, Color LEDs with Color Outer Lens. Requires Optional Mounting Kit Purchased Separately (See Optional Mounting Section).**

|          |  |        |
|----------|--|--------|
| 40R00XRR | LED, Brake/Tail/Turn with 2 Flash Patterns Maximum Intensity | 120.00 |
| 40A00AAR | LED, Turn Light Amber  | 120.00 |
| 40C00VCR | LED, Interior/Back-up Light, Minimum Intensity               | 174.00 |

**400 Series Snap-In Halogen, Requires Optional Mounting Purchased Separately.**

|          |                            |        |
|----------|----------------------------|--------|
| 40J000*R | Without Flange             | 93.00  |
| 40J000#R | Without Flange, Split Lens | 135.00 |

**Options for 400 Series**

|          |  |        |
|----------|--|--------|
| 4EFLANGE | Chrome Plated Flange Kit (Not for use with Linear-LED® & Super-LED®), Surface Mount 5mm & Single Level Super-LED® Only           | 14.00  |
| 4FLANGEB | Black Flange Kit (not for use with Linear-LED® & Super-LED®), Surface Mount 5mm & Single Level Super-LED® Only                   | 8.50   |
| 4TSMAB   | Black Super-LED® Surface Mount Adapter, Linear-LED® & Super-LED Only   | 16.50  |
| 4TSMAC   | Chrome Plated Super-LED® Surface Mount Adapter, Linear-LED® & Super-LED Only   | 23.50  |
| 4EGRILP  | Grille-Master™ Chrome Housing with Swivel Bracket. Not for use with LED/Halogen Combination Models                               | 67.00  |
| 4EGRILB  | Grille-Master™ Black Housing with Swivel Bracket. Not for use with LED/Halogen Combination Models                                | 62.00  |
| 4GI5LRC  | †† Grille Mount Chrome Housings for 2005 International® 7400 Series, Super-LED® & 5mm will Surface Mount, Pair                   | 63.00  |
| 4GM2LRC  | †† Grille Mount Chrome Housing for Freightliner M2 2010-2011   | 63.00  |
| 4GCV6LRC | †† Grille Mount Chrome Housings for 2006-2011 Chevy Express Van, Super-LED® & 5mm will Surface Mount, Pair                       | 63.00  |
| 4II5LRC  | †† Intersector (Fender) Mount Chrome Housings for 2005-2009 International® 7400 Series, Super-LED & 5mm will Surface Mount, Pair | 63.00  |
| 4IE8LRC  | †† Intersector (Fender) Mount Chrome Housing for 2008-2009 Ford "E" 350/450 Series, Super-LED® & 5mm will Surface Mount, Pair    | 63.00  |
| 4ICV6LRC | †† Intersector (Fender) Mount Chrome Housings for 2006 Chevy Express Van, 40*02Z*R or 5mm will Surface Mount, Pair               | 63.00  |
| 4IDSLRC  | †† Intersector (Flange) Mount Chrome Housing for 2004-2009 Dodge Sprinter, Super-LED® & 5mm will Surface Mount, Pair             | 63.00  |
| 4ILKT1   | †† Polished Intersection Housing Kit, Sold in Pairs, 4300/4400 International® Chassis Only                                       | 164.00 |

**500 Series Linear Strobe, DIRECTIONAL, Requires Optional Mounting Kit Purchased Separately (See Optional Mounting Section).**

|          |                       |        |
|----------|-----------------------|--------|
| 502000*U | Strobe                | 111.00 |
| 502000#U | †† Strobe, Split Lens | 145.00 |

**500 Series Linear Super-LED® Lighthoods, Color LEDs with Color Outer Lens, Split Color Modules with Clear Outer Lens, Scan-Lock™ Flash Patterns, Plus Steady-Burn, and Synchronize Feature. Requires Optional Mounting Kit Purchased Separately (See Optional Mounting Section).**

|          |   |        |
|----------|---|--------|
| 50*02Z*R | Amber, Blue or Red, For Horizontal Mounting                   | 163.00 |
| 50C02ZCR | White, For Horizontal Mounting                                | 185.00 |
| 50**2ZCR | Split Colors, Amber, Blue and/or Red, For Horizontal Mounting | 169.00 |
| 50AC2ZCR | †† Split Amber/White, For Horizontal Mounting                 | 185.00 |
| 50BC2ZCR | †† Split Blue/White, For Horizontal Mounting                  | 185.00 |
| 50CR2ZCR | †† Split White/Red, For Horizontal Mounting                   | 185.00 |
| 50CC2ZCR | †† Split White/White, For Horizontal Mounting                 | 195.00 |
| 5V*02Z*R | Amber, Blue or Red, For Vertical Mounting                     | 163.00 |

**500 Series TIR6™ Super-LED®, Color LEDs with Color Outer Lens, Split Color Modules with Clear Outer Lens, Six Super-LED®s (per panel). Scan-Lock™ Flash Patterns, including Steady and Synchronize Feature. Requires Optional Mounting Kit Purchased Separately (See Optional Mounting Section).**

|          |  |        |
|----------|--|--------|
| 50*03Z*R | Amber, Blue or Red                     | 152.00 |
| 50C03ZCR | White                                  | 173.00 |
| 50**3ZCR | †† Split Colors Amber, Blue and/or Red | 158.00 |

All models are 12 Volt D.C. only unless otherwise noted above. For other voltages contact factory.

\* Replace symbol in model number with letter indicating lens color or LED color desired: **A** = Amber; **B** = Blue; **C** = Clear/White; **R** = Red; **G** = Green

# Replace symbol in model number with letter indicating SPLIT lens or LED color desired: **D** = Red/Clear; **E** = Blue/Clear; **F** = Amber/Clear; **H** = Green/Clear

† (to be discontinued, check availability) †† (special order, check availability, non-returnable) **J** = Red/Blue; **K** = Red/Amber; **L** = Red/Green; **M** = Blue/Amber

! Indicate length desired: 5 foot, 6 foot, 7 foot or 8 foot \$ Indicates Lower Price



Lighthoods



| MODEL    | DESCRIPTION          | LIST   |
|----------|----------------------|--------|
| 50AC3ZCR | †† Split Amber/White | 173.00 |
| 50BC3ZCR | †† Split Blue/White  | 173.00 |
| 50CR3ZCR | †† Split White/Red   | 173.00 |
| 50CC3ZCR | †† Split White/White | 185.00 |

**500 Series 5mm LED Surface Mount**, Color LEDs with Color Outer Lens. No Mounting Bracket Required.

|          |  |        |
|----------|--|--------|
| 5S*00F*R | Red or Amber, with 14 Flash Patterns   | 81.00  |
| 5S*00F*R | Blue or White, with 14 Flash Patterns  | 167.00 |
| 5SR00XRR | Brake/Tail/Turn, with 2 Flash Patterns | 87.00  |
| 5SCA0CCR | Compartment Light, Clear Lens          | 163.00 |

**500 Series 5mm LED**, Color LEDs with Color Outer Lens. Requires Optional Mounting Kit Purchased Separately (See Optional Mounting Section).

|          |  |        |
|----------|--|--------|
| 50*00F*R | Red or Amber with 14 Flash Patterns    | 81.00  |
| 50*00F*R | Blue or White with 14 Flash Patterns   | 167.00 |
| 50C000ZR | Gradient Opti-Scenelight™              | 209.00 |
| 50R00XRR | Brake/Tail/Turn, with 2 Flash Patterns | 87.00  |
| 50C00WCR | Back-up                                | 180.00 |
| 50A00MAR | Clearance, Amber                       | 32.00  |
| 50R00MRR | Clearance, Red                         | 32.00  |

**500 Series Snap-In Halogen**, Requires Optional Mounting Purchased Separately (See Optional Mounting Section).

|           |                 |       |
|-----------|-----------------|-------|
| 50K000*R  | Halogen         | 79.00 |
| 50X000RRR | Brake/Tail/Turn | 66.00 |

**Options for 500 Series** (For all 500 Series Lighthoods, Except 5S & 5G Surface Mount Models).

|          |   |        |
|----------|---|--------|
| 5FLANGEB | Black Trim Ring, Kit  | 9.00   |
| 5FLANGEC | Chrome-Plated Trim Ring, Kit  | 14.00  |
| 5FLANGEP | Polished Aluminum Flange  | 34.50  |
| 5GROMMET | Grommet Mount Kit   | 6.50   |
| 5GBKT1   | Optional "L" Bracket for use with Grommet Mount Lighthouse Only, Each   | 14.00  |
| 52SMAB   | Black Surface Mount Adapter, Strobe Only, Requires Flange Purchased Separately  | 8.50   |
| 5TSMAB   | Black Surface Mount Adapter, TIR6™ Super-LED® Only  | 8.50   |
| 5TSMAC   | Chrome Plated Surface Mount Adapter, TIR6™ Super-LED® Only  | 14.00  |
| 5LSMAB   | Black Surface Mount Adapter for Linear Super-LED® Only  | 14.00  |
| 5LSMAC   | Chrome Plated Surface Mount Adapter for Linear Super-LED® Only  | 23.50  |
| 5BRUSH   | Aluminum Brush Guard, Includes Surface Mount Adapter for TIR6™ Super-LED® Series, 5mm Requires Optional Flange Purchased Separately | 25.00  |
| 5HSGPED  | Pedestal Swivel Mount Kit, Includes Housing and Flange  | 169.00 |
| 5HSGB1   | 7/8" to 1" Round Bar Mount Kit, Includes Housing and Flange   | 185.00 |
| 5HSGB125 | 1.25" Round Bar Mount Kit, Includes Housing and Flange  | 185.00 |
| 5BKT1    | Mounting Bracket for 500 Series Super-LED®, Universal Mounting Bracket  | 12.00  |
| 5GE8LRC  | †† Grille Mount Chrome Housing for 2008-2009 Ford "E" 350/450 Series, Super-LED® & 5mm will Surface Mount, Pair                     | 58.00  |
| 5IE8LRC  | †† Intersector (Fender) Mount Chrome Housing for 2008-2009 Ford "E" 350/450 Series, Super-LED® & 5mm will Surface Mount, Pair       | 58.00  |
| 5II5LRC  | †† Intersector (Fender) Mount Chrome Housings for 2005-2009 International 7400 Series, Super-LED® & 5mm will Surface Mount, Pair    | 58.00  |
| 5HI5LRC  | †† Hood Mount Chrome Housings for 2005-2008 International 7400 Series, Super-LED® & 5mm will Surface Mount, Pair                    | 58.00  |

**5G Series Super-LED® and LED Grommet Mount Lighthoods**, 5GBKT1, 5GFLANGC and 5GFLANGB are the Only Mounting Options Available.

|          |  |        |
|----------|--|--------|
| 5G*00F*R | 5mm LED Warning Light, Amber or Red with 14 Flash Patterns             | 76.00  |
| 5GC0CCCR | Super-LED®, Compartment Light, Three White Super-LEDs with Clear Lens  | 73.00  |
| 5GC00WCR | 5mm LED Back-up Light, White   | 105.00 |
| 5GFLANGC | Optional Surface Mount Chrome-Plated Flange Kit for 5G Series          | 16.00  |
| 5GFLANGB | Optional Surface Mount Black Flange Kit for 5G Series                  | 8.50   |
| 5GBKT1   | Optional "L" Bracket, For Use with Grommet Mount Lighthouse Only, Each | 14.00  |

**508E Series - Linear Strobe**, Surface Mount (DIRECTIONAL)

|          |                            |        |
|----------|----------------------------|--------|
| 58EC20*U | Strobe                     | 203.00 |
| 58EC20#U | †† Strobe, Split Lens      | 251.00 |
| 508TRIM  | Chrome-Plated Flange Cover | 16.00  |

**508 Series - Relampable Halogen Lights**, Surface Mount (Less Cable)


|          |                                |        |
|----------|--------------------------------|--------|
| 580CAA*R | Dual Halogen                   | 179.00 |
| 580CAA#R | †† Dual Halogen, Split Lens    | 224.00 |
| 580CAAZR | 8-32 Degree Halogen Scenelight | 179.00 |
| 508TRIM  | Chrome-Plated Flange Cover     | 16.00  |

**600 Series Linear Strobe, Lighthoods**, DIRECTIONAL, Requires Optional Mounting Kit Purchased Separately (See Optional Mounting Section).

|          |                               |        |
|----------|-------------------------------|--------|
| 602000*U | Without Flange                | 157.00 |
| 602000#U | †† Without Flange, Split Lens | 200.00 |

**600 Series 5mm LED Brake/Tail, Turn, & Back-Up Lighthoods**, Surface Mount, Color LEDs with Color Outer Lens. Requires Optional Mounting Kit Purchased Separately (See Optional Mounting Section).


|          |   |        |
|----------|---|--------|
| 60A00TAR | Amber Turn Signal, Populated Arrow Shape without Flange, with Multiple Flash Patterns | 131.00 |
|----------|---|--------|



|          |   |        |
|----------|---|--------|
| 60R00XRR | Brake/Taillight without Flange, with 2 Flash Patterns, Meets SAE Requirements | 180.00 |
| 60R00BRR | Brake/Taillight without Flange, with 2 Flash Patterns, Meets SAE Requirements | 93.00  |
| 60C00VCR | Interior/Back-up Light, Minimum Intensity                                     | 131.00 |
| 60C00WCR | Interior/Back-up Light, Maximum Intensity                                     | 473.00 |

**600 Series Super-LED® Lighthoods**, Surface Mount, Color LEDs with Color Outer Lens (Unless Specified). Requires Optional Mounting Kit Purchased Separately (See Optional Mounting Section).

|          |   |        |
|----------|---|--------|
| 60*02S*R | Amber, Blue or Red, without Flange, Requires LED Flasher Purchased Separately   | 179.00 |
| 60C02SCR | White, without Flange, Requires LED Flasher Purchased Separately  | 214.00 |
| 60*02F*R | Amber, Blue or Red, Includes Internal Flasher with Flash Patterns, Steady-Burn and Hi/Low Power   | 179.00 |
| 60C02FCR | White, Includes Internal Flasher with Flash Patterns, Steady-Burn and Hi/Low Power  | 214.00 |
| 60RA6FCR | †† 1/2 Red, 1/2 Amber, Side-By-Side with Clear Outer Lens with 20 Scan-Lock™ Flash Patterns and Independent On/Off Control of Each Side | 219.00 |
| 60BR6FCR | †† 1/2 Red, 1/2 Blue, Side-By-Side with Clear Outer Lens with 20 Scan-Lock™ Flash Patterns and Independent On/Off Control of Each Side  | 219.00 |
| 60RC6FCR | †† 1/2 Red, 1/2 White, Side-By-Side with Clear Outer Lens with 20 Scan-Lock™ Flash Patterns and Independent On/Off Control of Each Side | 240.00 |
| 60C0ELZR | Gradient Opti-Scenelight™, Recess Mount   | 315.00 |
| 6SC0ENZR | <b>NEW</b> Gradient Opti-Scenelight™, Surface Mount   | 285.00 |



**600 Series Snap-In Halogen Lighthoods**, Requires Optional Mounting Kit Purchased Separately (See Optional Mounting Section).

|          |  |        |
|----------|--|--------|
| 60F000*R | Without Flange                             | 99.00  |
| 60F000#R | †† Without Flange, Split Lens              | 143.00 |
| 60K000XR | 26 Degree Opti-Scenelight™, without Flange | 131.00 |
| 60K000YR | 13 Degree Opti-Scenelight™, without Flange | 131.00 |
| 60J000CR | Back-up Light without Flange               | 99.00  |
| 60X000RR | Brake/Tail/Turn                            | 99.00  |
| 60X000TR | Amber Arrow, without Flange                | 105.00 |



Lighthoods

**Options for 600 Series**

|          |   |        |
|----------|---|--------|
| 64FKIT   | Mounting Kit to Convert 600 Series to Fit in Old-Style 64 Series Hole Cutouts                             | 5.00   |
| 6FLANGEB | Black Flange Kit for 600 Series   | 8.50   |
| 6EFLANGE | Chrome-Plated Flange Kit for 600 Series   | 14.00  |
| 6EHDLTMK | Headlight Mounting Kit for ATI & KD Housing, Includes Bracket & Hardware (Lighthood Purchased Separately) | 28.00  |
| PLAST3V  | Flange, Chrome Plated Three Light Vertical (Lighthoods Purchased Separately)                              | 150.00 |
| PLAST4V  | Flange, Chrome Plated Four Light Vertical (Lighthoods Purchased Separately)                               | 211.00 |
| PLAST4VL | Flange, Chrome Plated Four Light Vertical, 5mm LED and Super-LED® Only (Lighthoods Purchased Separately)  | 98.00  |
| CAST1L   | Polished Aluminum Housing for Horizontal Mounting, 1 Lamp   | 108.00 |
| CAST3    | Polished Aluminum Housing for Vertical Mounting, 3 Lamp   | 186.00 |
| CAST3H   | Polished Aluminum Housing for Horizontal Mounting, 3 Lamp   | 199.00 |
| CAST4V   | Polished Aluminum Housing for Vertical Mounting, 4 Lamp   | 269.00 |

**700 Series Linear Strobe Lighthoods**, DIRECTIONAL, Requires Optional Mounting Kit Purchased Separately (See Optional Mounting Section).

|          |                               |        |
|----------|-------------------------------|--------|
| 702000*U | Without Flange                | 144.00 |
| 702000#U | †† Without Flange, Split Lens | 187.00 |



**700 Series Super-LED® Lighthoods**, Surface Mount, Color LEDs with Color Outer Lens (Unless Specified). Requires Optional Mounting Kit Purchased Separately (See Optional Mounting Section).

|          |   |        |
|----------|---|--------|
| 70*02S*R | Amber, Blue or Red, without Flange, Requires LED Flasher Purchased Separately   | 179.00 |
| 70C02SCR | White, Requires LED Flasher Purchased Separately  | 214.00 |
| 70*02F*R | Amber, Blue or Red, Includes Internal Flasher with Flash Patterns, Steady-Burn and Hi/Low Power   | 179.00 |
| 70C02FCR | White, Includes Internal Flasher with Flash Patterns, Steady-Burn and Hi/Low Power  | 214.00 |
| 70RA6FCR | †† 1/2 Red, 1/2 Amber, Side By Side with Clear Outer Lens with 20 Scan-Lock™ Flash Patterns and Independent On/Off Control of Each Side | 219.00 |
| 70BR6FCR | †† 1/2 Red, 1/2 Blue, Side By Side with Clear Outer Lens with 20 Scan-Lock™ Flash Patterns and Independent On/Off Control of Each Side  | 219.00 |
| 70RC6FCR | †† 1/2 Red, 1/2 White, Side By Side with Clear Outer Lens with 20 Scan-Lock™ Flash Patterns and Independent On/Off Control of Each Side | 240.00 |
| 70C0ELZR | Gradient Opti-Scenelight™, Recess Mount   | 315.00 |



**700 Series 5mm LED Brake/Tail/Turn & Back-Up Lighthoods**, Surface Mount, Color LEDs with Color Outer Lens. Requires Optional Mounting Kit Purchased Separately (See Optional Mounting Section).

|          |   |        |
|----------|---|--------|
| 70R00BRR | Brake/Tail/Turn, Minimum Populated, Meets SAE Requirements, with 2 Flash Patterns   | 93.00  |
| 70R00XRR | Brake/Tail/Turn, Maximum Populated, Meets SAE Requirements, with 2 Flash Patterns   | 152.00 |
| 70C00VCR | Interior/Back-up Light, Minimum Intensity   | 180.00 |
| 70C00WCR | Interior/Back-up Light, Maximum Intensity, with 14 Flash Patterns                   | 401.00 |
| 70A00TAR | Amber Turn Signal, Sequential Chevron Arrow without Flange with Multi-Flash Pattern | 120.00 |



**700 Series Snap-In Halogen Lighthoods**, Requires Optional Mounting Kit Purchased Separately (See Optional Mounting Section).

|          |  |        |
|----------|--|--------|
| 70F000*R | Without Flange                               | 90.00  |
| 70F000#R | †† Without Flange, Split Lens                | 140.00 |
| 70K000ZR | 8-32 Degree Opti-Scenelight™, without Flange | 113.00 |



All models are 12 Volt D.C. only unless otherwise noted above. For other voltages contact factory.

\* Replace symbol in model number with letter indicating lens color or LED color desired: **A** = Amber; **B** = Blue; **C** = Clear/White; **R** = Red; **G** = Green

# Replace symbol in model number with letter indicating SPLIT lens or LED color desired: **D** = Red/Clear; **E** = Blue/Clear; **F** = Amber/Clear; **H** = Green/Clear

† (to be discontinued, check availability) †† (special order, check availability, non-returnable) **J** = Red/Blue; **K** = Red/Amber; **L** = Red/Green; **M** = Blue/Amber

! Indicate length desired: 5 foot, 6 foot, 7 foot or 8 foot \$ Indicates Lower Price

| MODEL    | DESCRIPTION                           | LIST  |
|----------|---------------------------------------|-------|
| 70J000CR | 27 Watt Back-up Light, without Flange | 90.00 |
| 70X000RR | Brake/Tail/Turn                       | 93.00 |
| 70X000TR | Amber Arrow, Left/Right               | 99.00 |

**Options for 700 Series**

|          |  |        |
|----------|--|--------|
| 7FLANGEB | Black Flange Kit   | 8.50   |
| 7EFLANGE | Chrome-Plated Flange Kit   | 14.00  |
| 7EGRILP  | Grille-Master™ Chrome Housing Kit with Swivel Bracket for Linear Strobe & LED Only   | 67.00  |
| 7EGRILB  | Grille-Master™ Black Housing Kit with Swivel Bracket for Linear Strobe & LED Only  | 62.00  |
| 7PLAST1C | Composite Housing, One Lamp  | 68.00  |
| 7CAST1   | Polished Cast Aluminum Housing, 1 Lamp (Not for use with 702*S0*U)   | 104.00 |
| 7CAST3   | Polished Cast Aluminum Housing, 3 Lamps (Not for use with 702*S0*U)  | 180.00 |
| 73FKIT   | Mounting Kit to convert 700 Series to fit in Old Style 73 Series Hole Cutouts  | 6.00   |
| 7GIKT1   | Polished Grille Housing Kit for 4300/4400 International® Chassis Only, No Grille Modification Required, Pair   | 303.00 |
| 7GI5LRC  | †† Grille Mount Chrome Housings for 2005-2009 International® 7400 Series, Super-LED® & 5mm will Surface Mount, Pair                                    | 79.00  |
| 7GILKT2  | †† Polished Grille Housing Kit for LED Models and 4300/4400 International® Chassis with Stationary Grilles Only, No Grille Modification Required, Pair | 217.00 |
| 7GCV6LRC | †† Grille Mount Chrome Housing for 2006-2011 Chevy Express Van, Super-LED® & 5mm will Surface Mount, Pair  | 68.00  |
| 7I15LRC  | †† Intersector (Fender) Mount Chrome Housings, For 2005-2009 International® 7400 Series, Super-LED® & 5mm will Surface Mount, Pair                     | 68.00  |
| 7GM2LRC  | †† Grille Mount Chrome Housing for Freightliner M2 Series 2010-2011, Super-LED® & 5mm will Surface Mount, Pair   | 68.00  |
| 7ICV6LRC | †† Intersector™ (Fender) Mount Chrome Housings for 2006-2011 Chevy Express Van, Super-LED® & 5mm will Surface Mount, Pair                              | 68.00  |
| 7IE8LRC  | †† Intersector (Fender) Mount Chrome Housing for 2008-2009 Ford "E" 350/450 Series, Super-LED® & 5mm will Surface Mount, Pair                          | 68.00  |
| 7HI5LRC  | †† Hood Mount Chrome Housings for 2005-2009 International® 7400 Series, Super-LED® & 5mm will Surface Mount, Pair                                      | 68.00  |

**81E Series - Linear Strobe Lightheads, Surface Mount (DIRECTIONAL)**

|          |                            |        |
|----------|----------------------------|--------|
| 81EC20*U | Strobe                     | 203.00 |
| 81EC20#U | †† Strobe, Split Lens      | 251.00 |
| 810TRIM  | Chrome-Plated Flange Cover | 21.50  |

**810 Series - Relampable Halogen Lightheads, Surface Mount (Less Cable)**

|          |                                |        |
|----------|--------------------------------|--------|
| 810CAA*R | Dual Halogen                   | 179.00 |
| 810CAA#R | †† Dual Halogen, Split Lens    | 225.00 |
| 810CA0ZR | 8-32 Degree Halogen Scenelight | 179.00 |
| 810TRIM  | Chrome-Plated Flange Cover     | 21.50  |

**900 Series Strobe Lightheads, DIRECTIONAL, Optional Mounting Purchased Separately (See Optional Mounting Section).**

|          |   |        |
|----------|---|--------|
| 901000*U | Non-Linear Strobe without Flange                | 150.00 |
| 901000#U | †† Non-Linear Strobe without Flange, Split Lens | 200.00 |
| 902000*U | Linear Strobe without Flange                    | 150.00 |
| 902000#U | †† Linear Strobe without Flange, Split Lens     | 200.00 |

**900 Series Super-LED® Lightheads, Surface Mount (Unless Specified), Color LEDs with Color Outer Lens (Unless Specified).**

Requires Optional Mounting Flange 90FLANGC & 90FLANGB Purchased Separately.

|          |   |        |
|----------|---|--------|
| 90**5S*R | Amber, Blue or Red (Single Color Only), without Flange, Requires LED Flasher Purchased Separately   | 285.00 |
| 90CC5SCR | White (Single Color Only), Requires LED Flasher Purchased Separately  | 330.00 |
| 90**5F*R | Amber, Blue or Red (Single Color Only), Includes Internal Flasher with Flash Patterns, Steady-Burn and Hi/Low Power                               | 285.00 |
| 90CC5FCR | White (Single Color Only), Includes Internal Flasher with Flash Patterns, Steady-Burn and Hi/Low Power  | 330.00 |
| 90RA5FCR | †† 1/2 Red, 1/2 Amber, Over/Under with Clear Outer Lens with Scan-Lock™ Flash Patterns, Independent On/Off Control of Each Level and Hi/Low Power | 285.00 |
| 90RB5FCR | †† 1/2 Red, 1/2 Blue, Over/Under with Clear Outer Lens with Scan-Lock™ Flash Patterns, Independent On/Off Control of Each Level and Hi/Low Power  | 285.00 |
| 90RC5FCR | †† 1/2 Red, 1/2 White, Over/Under with Clear Outer Lens with Scan-Lock™ Flash Patterns, Independent On/Off Control of Each Level and Hi/Low Power | 330.00 |
| 9SC0ENZR | <b>NEW</b> Gradient Opti-Scenelight™, Surface Mount   | 504.00 |
| 90FLANGB | Black Flange Kit for 900 Series Super-LED® Only   | 8.50   |
| 90FLANGC | Chrome-Plated Flange Kit for 900 Series Super-LED® Only   | 21.50  |

**900 Series 5mm LED Brake/Tail & Turn, Lightheads, Surface Mount, Color LEDs with Color Outer Lens. Requires Optional Mounting Purchased Separately (See Optional Mounting Section).**

|          |  |        |
|----------|--|--------|
| 90A00TAR | Turn Signal, Populated Arrow Shape without Flange, with 17 Flash Patterns, Amber, Left/Right Arrow | 228.00 |
| 90R00XRR | Brake/Tail without Flange, Meets SAE Requirements  | 342.00 |

**900 Series Snap-In Halogen Lightheads, Optional Mounting Kit Purchased Separately (See Optional Mounting Section).**

|          |                               |        |
|----------|-------------------------------|--------|
| 90F000*R | Without Flange                | 94.00  |
| 90F000#R | †† Without Flange, Split Lens | 142.00 |

Lightheads



|          |  |        |
|----------|--|--------|
| 90E000ZR | Gradient Opti-Scenelight™, Replaces 90K000YR/XR Models | 132.00 |
| 90J000CR | 27 Watt Back-Up Light, without Flange                  | 94.00  |
| 90X000RR | Brake/Tail/Turn without Flange                         | 116.00 |
| 90X000TR | Amber Arrow, Left/Right                                | 127.00 |

**Options for 900 Series** (Except for Super-LED®)

|          |  |       |
|----------|--|-------|
| 9FLANGEB | Black Flange Kit for 900 Series (Not for Use With 900 Super-LED® Series)         | 8.50  |
| 9EFLANGE | Chrome-Plated Flange Kit for 900 Series (Not for Use With 900 Super-LED® Series) | 22.50 |
| 97FKIT   | Mounting Kit to Convert 900 Series to Fit in Old Style 97 Series Hole Cutouts    | 7.00  |

**Universal LED Hideaway™**, Includes Two or Four Red, Blue, Amber or White Lighthoods with 85 Scan-Lock™ Flash Patterns.

|          |  |        |
|----------|--|--------|
| LAW2CC   | 2 White Units, 1-6' and 1-10' Cable with Lamp Driver                             | 414.00 |
| LAW2**   | 2 Single Color Units, 1-6' and 1-10' Cable with Lamp Driver, Red, Blue or Amber  | 435.00 |
| LAW4CCCC | 4 White Units, 2-6' and 2-10' Cables with Lamp Driver                            | 699.00 |
| LAW4**** | 4 Single Color Units, 2-6' and 2-10' Cables with Lamp Driver, Red, Blue or Amber | 739.00 |
| LAW615   | Substitute a 15' Cable for the Standard 6' Cable                                 | 21.00  |
| LAW1015  | Substitute a 15' Cable for the Standard 10' Cable                                | 12.00  |
| LAW620   | Substitute a 20' Cable for the Standard 6' Cable                                 | 33.00  |
| LAW1020  | Substitute a 20' Cable for the Standard 10' Cable                                | 24.00  |
| LAW625   | Substitute a 25' Cable for the Standard 6' Cable                                 | 45.00  |
| LAW1025  | Substitute a 25' Cable for the Standard 10' Cable                                | 36.00  |
| LAWC     | Replacement LED Hideaway Lamp, White (Replacement Only)                          | 151.00 |
| LAW*     | Replacement LED Hideaway Lamp, Amber, Red, or Blue (Replacement Only)            | 162.00 |



**VERTEX™ Super-LED® Light**, Single Self-Contained Lighthouse with 25 Scan-Lock™ Flash Patterns, Including Steady-Burn.

|         |  |        |
|---------|--|--------|
| VTX609* | Red, Blue, Amber or White, 9' Cable                          | 123.00 |
| VTX609# | †† Split Color, Red, Blue, White and/or Amber, with 9' Cable | 128.00 |
| VTXFB   | Flange Kit, Surface Mount, Black                             | 8.50   |
| VTXFC   | Flange Kit, Surface Mount, Chrome                            | 14.00  |



**Hide-A-Way Strobe Tubes & Systems** (Waterproof Connectors are Highly Recommended on these Tubes & Systems), For Systems with Waterproof Connectors on Lighthouse End, Contact Factory for Pricing.

|          |  |        |
|----------|--|--------|
| HA239C   | Clear Strobe, Soft Plug-In with Flange   | 63.00  |
| HA239CD  | Clear Strobe, Soft Plug-In with Flange, Deutsch® Waterproof Connectors on Lighthouse and One Side of Cable   | 84.00  |
| HA239CDD | Clear Strobe, Soft Plug-In with Flange, Deutsch® Waterproof Connectors on Lighthouse and Both Sides of Cable | 92.00  |
| HA238C   | Clear Strobe, Flange Mount   | 65.00  |
| HA238A   | Amber Strobe, Flange Mount   | 92.00  |
| HA238CD  | Clear Strobe, Flange Mount, Deutsch® Waterproof Connectors on Lighthouse and One Side of Cable               | 86.00  |
| HA238CDD | Clear Strobe, Flange Mount, Deutsch® Waterproof Connectors on Lighthouse and Both Sides of Cable             | 94.00  |
| HA238AD  | Amber Strobe, Flange Mount, Deutsch® Waterproof Connectors on Lighthouse and One Side of Cable               | 110.00 |
| HA238ADD | Amber Strobe, Flange Mount, Deutsch® Waterproof Connectors on Lighthouse and Both Sides of Cable             | 122.00 |
| S30HACP  | Clear Strobe Tube Only (Less Cable), Soft Plug-In with Flange  | 50.00  |
| S30HACPD | Clear Strobe Tube Only (Less Cable), Soft Plug-In with Flange, Deutsch® Waterproof Connector                 | 61.00  |
| S30HAC   | Clear Strobe Tube Only (Less Cable), Flange Mount  | 53.00  |
| S30HAA   | Amber Strobe Tube Only (Less Cable), Flange Mount  | 78.00  |
| S30HACD  | Clear Strobe Tube Only (Less Cable), Flange Mount, Deutsch® Waterproof Connector                             | 63.00  |
| S30HAAD  | Amber Strobe Tube Only (Less Cable), Flange Mount, Deutsch® Waterproof Connector                             | 88.00  |
| S240CC   | CS240 Power Supply, Two HA238C (Replaces S220CC & S225CC)  | 254.00 |
| S240AA   | CS240 Power Supply, Two HA238A (Replaces S220AA & S225AA)  | 313.00 |
| S650CCCC | CS650 Power Supply with Four HA239C (Replaces S450CCCC)  | 305.00 |
| S650CCAA | CS650 Power Supply with Two HA239C & Two HA238A (Replaces S450CCAA)  | 364.00 |
| S650AAAA | CS650 Power Supply with Four HA238A (Replaces S450AAAA)  | 420.00 |
| S660CCCC | CSP660 Power Supply with Four HA239C   | 342.00 |
| S660CCAA | CSP660 Power Supply with Two HA239C & Two HA238A   | 401.00 |
| S660AAAA | CSP660 Power Supply with Four HA238A   | 458.00 |
| S690CCCC | CSP690 Power Supply with Four HA238C   | 382.00 |
| S690CCAA | CSP690 Power Supply with Two HA238C & Two HA238A   | 434.00 |
| S690AAAA | CSP690 Power Supply with Four HA238A   | 488.00 |



**Interior Lights** (Less Cable)

|          |   |        |
|----------|---|--------|
| 80C0EHCR | Super-LED® Ambulance Interior Light. Fits Industry Standard 8" Cutout (Replaces 80C0EECR) | 305.00 |
| 80CBEHCR | <b>NEW</b> 9 Diode, Super-LED® Interior Light, 6 White with Hi/Low and 3 Blue             | 305.00 |
| 80CREHCR | <b>NEW</b> 9 Diode, Super-LED® Interior Light, 6 White with Hi/Low and 3 Red              | 305.00 |
| 80R0EKCR | 3 Diode, Super-LED® Interior Light, RED   | 132.00 |
| 80R0EJCR | 6 Diode, Super-LED® Interior Light, RED   | 163.00 |
| 8635CU   | 35 Watt Halogen Interior Dome Light, Rectangular  | 92.00  |
| 86CE1    | 12 Diode, Super-LED® 8" x 6" Interior Light, White  | 383.00 |
| CL25C    | Round Compartment Light, Clear, 25 Watt Halogen, Surface Mount                            | 57.00  |



All models are 12 Volt D.C. only unless otherwise noted above. For other voltages contact factory.

\* Replace symbol in model number with letter indicating lens color or LED color desired: **A** = Amber; **B** = Blue; **C** = Clear/White; **R** = Red; **G** = Green

# Replace symbol in model number with letter indicating SPLIT lens or LED color desired: **D** = Red/Clear; **E** = Blue/Clear; **F** = Amber/Clear; **H** = Green/Clear

† (to be discontinued, check availability) †† (special order, check availability, non-returnable) **J** = Red/Blue; **K** = Red/Amber; **L** = Red/Green; **M** = Blue/Amber

! Indicate length desired: 5 foot, 6 foot, 7 foot or 8 foot \$ Indicates Lower Price

Lighthoods

| MODEL  | DESCRIPTION                    | LIST   |
|--|--------------------------------|--------|
| <b>Fluorent™ Series &amp; Fluorent Plus™ Series Super-LED™ Tube Lighting, Includes Both "C" Clip and "P" Clip Mounting</b> |                                |        |
| F09C   | NEW 9", Non-Frosted Lens       | 69.00  |
| F09PC  | NEW 9" Plus, Non-Frosted Lens  | 79.00  |
| F18C   | NEW 18", Non-Frosted Lens      | 99.00  |
| F18PC  | NEW 18" Plus, Non-Frosted Lens | 119.00 |
| F27C   | NEW 27", Non-Frosted Lens      | 129.00 |
| F27PC  | NEW 27" Plus, Non-Frosted Lens | 159.00 |
| F36C   | NEW 36", Non-Frosted Lens      | 169.00 |
| F36PC  | NEW 36" Plus, Non-Frosted Lens | 209.00 |
| F45C   | NEW 45", Non-Frosted Lens      | 209.00 |
| F45PC  | NEW 45" Plus, Non-Frosted Lens | 259.00 |
| F54C   | NEW 54", Non-Frosted Lens      | 259.00 |
| F54PC  | NEW 54" Plus, Non-Frosted Lens | 319.00 |
| F63C   | NEW 63", Non-Frosted Lens      | 299.00 |
| F63PC  | NEW 63" Plus, Non-Frosted Lens | 369.00 |



**M4 Series Linear Super-LED® Surface Mount, Color Outer Lens, Unless Specified. With Scan-Lock™ Flash Patterns, and Synchronize Feature. Optional Mounting Flanges Available. 5-1/2" Long x 3-3/8" H, Protrudes 1-3/8".**

|          |   |        |
|----------|---|--------|
| M4*      | Warning, Red, Blue, Amber or White  | 173.00 |
| M4*C     | Warning, Red, Blue & Amber with Clear Lens                                    | 173.00 |
| M4#      | †† Split Color with Clear Outer Lens, Side-By-Side, Red/Amber & Red/Blue Only | 214.00 |
| M4D      | †† Split Color with Clear Outer Lens, Side-By-Side, Red/White                 | 234.00 |
| M4FC     | Flange, Chrome  | 14.00  |
| M4FB     | Flange, Black   | 8.50   |
| M4FC400  | Flange, Chrome, Adapts M4 to 400 Series Mounting                              | 19.50  |
| M4BRUSH  | Brush Guard, Black  | 40.00  |
| M4IM2LRC | Intersector (Fender) Mount Chrome Housing for 2009-2011 Freightliner M2       | 63.00  |
| M4GM2LRC | Grille Mount Chrome Housing, For 2005-2011 Freightliner M2 Series, Pair       | 63.00  |
| M4BKT1   | Optional Ford Crown Victoria Trunk Mount Bracket for M4 Lightheads, Pair      | 19.50  |



**M6 Series Linear Super-LED® Surface Mount, Color Outer Lens, Unless Specified. With Scan-Lock™ Flash Patterns, and Synchronize Feature. Optional Mounting Flanges Available. 6-3/4" Long x 4-5/16" H, Protrudes 1-3/8".**

|          |   |        |
|----------|---|--------|
| M6*      | Warning, Red, Blue, Amber or White  | 199.00 |
| M6*C     | Warning, Red, Blue & Amber with Clear Lens  | 199.00 |
| M6#      | †† Split Color with Clear Outer Lens, Side-By-Side, Red/Amber & Red/Blue Only       | 219.00 |
| M6D      | †† Split Color with Clear Outer Lens, Side-By-Side, Red/White                       | 240.00 |
| M6BTT    | Brake/Tail/Turn   | 152.00 |
| M6T      | Amber Turn Signal, Sequential Chevron Arrow without Flange with Multi-Flash Pattern | 132.00 |
| M6BUW    | Back-Up Light   | 203.00 |
| M6ZC     | Gradient Scene Light  | 356.00 |
| M6FC     | Flange, Chrome  | 14.00  |
| M6FB     | Flange, Black   | 8.50   |
| M6P15C   | 15° Angled Surface Mount Housing, Chrome  | 72.00  |
| M6P15B   | 15° Angled Surface Mount Housing, Black   | 35.00  |
| M6FC600  | Flange, Chrome, Adapts M6 to 600 Series Mounting                                    | 19.50  |
| M6BRUSH  | Brush Guard, Black  | 40.00  |
| M6HDLMTK | Headlight Mounting Kit for ATI & KD Housings, Includes Hardware                     | 71.00  |
| M6FCV2   | Flange, Chrome, Two Light, Vertical, Lightheads Purchased Separately                | 101.00 |
| M6FCV3   | Flange, Chrome, Three Light, Vertical, Lightheads Purchased Separately              | 142.00 |
| M6FCV4   | Flange, Chrome, Four Light, Vertical, Lightheads Purchased Separately               | 203.00 |



**M7 Series Linear Super-LED® Surface Mount, Color Outer Lens, Unless Specified. With Scan-Lock™ Flash Patterns, and Synchronize Feature. Optional Mounting Flanges Available. 7-5/8" Long x 3-3/8" H, Protrudes 1-3/8".**

|         |  |        |
|---------|--|--------|
| M7*     | Warning, Red, Blue, Amber or White   | 199.00 |
| M7*C    | Warning, Red, Blue & Amber with Clear Lens   | 199.00 |
| M7#     | †† Split Color with Clear Outer Lens, Side-By-Side, Red/Amber & Red/Blue Only                        | 219.00 |
| M7D     | †† Split Color with Clear Outer Lens, Side-By-Side, Red/White  | 240.00 |
| M7FC    | Flange, Chrome   | 14.00  |
| M7FB    | Flange, Black  | 8.50   |
| M7FC700 | Flange, Chrome, Adapts M7 to 700 Series Mounting   | 25.00  |
| M7BRUSH | Brush Guard, Black   | 40.00  |
| M7IC8C  | Intersector (Fender) Mount Chrome Housing, For 2005-2008 Chevy 4500/5500 Series, Surface Mount, Pair | 68.00  |
| M7GCV8C | Grille Mount Chrome Housing, For 2006-2011 Chevy Express Van, Surface Mount, Pair                    | 68.00  |
| M7ICV8C | Intersector (Fender) Mount Chrome Housing, For 2006-2011 Chevy Express Van, Surface Mount, Pair      | 68.00  |



**M9 Series Linear Super-LED® Surface Mount, Color Outer Lens, Unless Specified. With Scan-Lock™ Flash Patterns, and Synchronize Feature. Optional Mounting Flanges Available. 10-3/8" Long x 6-1/2" H, Protrudes 1-3/8".**

|      |   |        |
|------|---|--------|
| M9*  | Warning, Red, Blue, Amber or White  | 316.00 |
| M9*C | Warning, Red, Blue & Amber with Clear Lens                                    | 316.00 |
| M9#  | †† Split Color with Clear Outer Lens, Side-By-Side, Red/Amber & Red/Blue Only | 316.00 |
| M9D  | †† Split Color with Clear Outer Lens, Side-By-Side, Red/White                 | 367.00 |



|         |   |        |
|---------|---|--------|
| M9LZC   | <b>NEW</b> Scenelight, White, Includes Flange (Replaces M9ZC) | 535.00 |
| M9BTTX  | Brake/Tail/Turn   | 342.00 |
| M9T     | Amber Turn  | 383.00 |
| M9BUW   | Back-Up Light   | 383.00 |
| M9FC    | Flange, Chrome  | 22.50  |
| M9FB    | Flange, Black   | 8.50   |
| M9FC900 | Flange, Chrome, Adapts M9 to 900 Series Mounting              | 32.00  |
| M9BRUSH | Brush Guard, Black  | 61.00  |

**Micro Edge® (Strobe & Super-LED®) & Micro LFL Lighthouse Assemblies, Mirror Mount Bracket Sold Separately (with 20' Cable).**

|          |  |         |
|----------|--|---------|
| MC9MED2* | †† 9M, 2 Strobe Assemblies, 8.2"W x 10"D x 3.5"H   | 291.00  |
| MCFLD2*  | †† Freedom™, Two Linear Super-LED®s with a Built-in Flasher, 8.2"W x 10"D x 3.5"H, Blue, Red and/or Amber              | 697.00  |
| MC40ED3A | †† Micro 400, Three Linear Super-LED®s with Built-in Flasher, 10 1/4" L x 10 1/2" D x 3 3/4" H, Blue, Red and/or Amber | 949.00  |
| MC40ED4A | †† Micro 400, Four Linear Super-LED®s with Built-in Flasher, 10 1/4" L x 10 1/2" D x 3 3/4" H, Blue, Red and/or Amber  | 1165.00 |
| MCSLED2* | †† Micro LFL Liberty™, Two Linear Super-LED®s with Built-in Flasher, 9.5" L x 12" D x 2.5" H, Blue, Red and/or Amber   | 580.00  |
| MCSLED4* | †† Micro LFL Liberty™, Four Linear Super-LED®s with Built-in Flasher, 15" L x 12" D x 2.5" H, Blue, Red and/or Amber   | 1135.00 |
| MIRRORMT | †† West Coast Mirror Mount Bracket, Each   | 98.00   |



**Mirror Mounted Strobe Lighthoods(DIRECTIONAL), Mirror-Beam™ Strobe Series Includes Cable (Textured Black Finish, Sold in Pairs Only).**

|          |                                   |        |
|----------|-----------------------------------|--------|
| MBCV98** | For 1998-2011 Ford Crown Victoria | 174.00 |
|----------|-----------------------------------|--------|

**Mirror Mounted Linear Super-LED® Series Lighthoods, Includes 15' Cable with AMP Connectors, Textured Black Finish, Sold in Pairs, Available in Blue, Red and/or Amber. For White Super-LEDs®, Contact Factory for Pricing.**

|          |  |        |
|----------|--|--------|
| MBPC98** | For 1998-2011 Ford Crown Victoria  | 339.00 |
| MBPC98JJ | †† For 1998-2011 Ford Crown Victoria, Two Split Red/Blue Lighthoods  | 361.00 |
| MBPI06** | For 2006-2010 Chevy Impala   | 535.00 |
| MBPS07** | For 2007-2010 Chevy Suburban & Silverado, and 2007-2010 Chevy Tahoe  | 535.00 |
| MBPM05** | For 2006-2010 Dodge Charger and 2005-2008 Magnum Police Packages, Fixed Mirror                                   | 339.00 |
| MBPM05JJ | †† For 2006-2010 Dodge Charger and 2005-2008 Magnum Police Packages, Fixed Mirror, Two Split Red/Blue Lighthoods | 361.00 |



**PAR-36 Round Sealed Beam Strobe Lighthoods(DIRECTIONAL)**

|          |  |        |
|----------|--|--------|
| PAR36ES* | †† Strobe, Round, Wide-angle Extended Lens | 116.00 |
| RBRHSG1  | Rubber Swivel Housing for PAR36 Series     | 36.50  |

**PAR-36 Round Sealed Beam LED Lighthoods(DIRECTIONAL)**

|          |  |        |
|----------|--|--------|
| PAR36L*  | LED, 14 Flash Patterns including Steady-Burn, Round, Red or Amber  | 152.00 |
| PAR36L*  | LED, 14 Flash Patterns including Steady-Burn, Round, Blue or White | 347.00 |
| 360CLMRR | LED, Clearance Light, Red  | 59.00  |
| RBRHSG1  | Rubber Swivel Housing for PAR36 Series                             | 36.50  |



**PAR-36 and PAR-46 Super-LED® Spotlights**

|          |   |        |
|----------|---|--------|
| P36SLC   | PAR 36, 12/24 VDC, Replacement  | 179.00 |
| P36SLCHG | PAR 36, 12/24 VDC, Includes Rubber Swivel Housing with Stainless Steel Bracket and Hardware                                     | 199.00 |
| P36HHS   | PAR 36, Super-LED® Hand Held Combination Spotlight/Floodlight, 12/24 VDC, Includes Cigar Cord, On/Off Switch and Magnet         | 379.00 |
| P46SLC   | PAR 46, 12 VDC, Replacement   | 239.00 |
| P46HHS   | <b>NEW</b> PAR 46, Super-LED® Hand Held Combination Spotlight/Floodlight, 12 VDC, Includes Cigar Cord, On/Off Switch and Magnet | 449.00 |

**PAR-36 Round Super-LED® Work Light with Pedestal/Swivel Mount, Built-in On/Off Switch and Removable "T" Handle.**

|         |  |        |
|---------|--|--------|
| PFBP12  | 12 Super-LED® Floodlight, Black Housing                        | 407.00 |
| PFBP12C | 12 Super-LED® Floodlight, Black Housing with Chrome Rear Cover | 418.00 |
| PFBP6   | 6 Super-LED® Floodlight, Black Housing                         | 346.00 |
| PFBP6C  | 6 Super-LED® Floodlight, Black Housing with Chrome Rear Cover  | 356.00 |
| PSBP12  | 12 Super-LED® Spotlight, Black Housing                         | 407.00 |
| PSBP12C | 12 Super-LED® Spotlight, Black Housing with Chrome Rear Cover  | 418.00 |
| PSBP6   | 6 Super-LED® Spotlight, Black Housing                          | 346.00 |
| PSBP6C  | 6 Super-LED® Spotlight, Black Housing with Chrome Rear Cover   | 356.00 |



**PAR-36 Round Super-LED® Work Light with Stud/Swivel Mount.**

|         |  |        |
|---------|--|--------|
| PFBS12  | 12 Super-LED® Floodlight, Black Housing                        | 275.00 |
| PFBS12C | 12 Super-LED® Floodlight, Black Housing with Chrome Rear Cover | 285.00 |
| PFBS6   | 6 Super-LED® Floodlight, Black Housing                         | 214.00 |
| PFBS6C  | 6 Super-LED® Floodlight, Black Housing with Chrome Rear Cover  | 224.00 |
| PSBS12  | 12 Super-LED® Spotlight, Black Housing                         | 275.00 |
| PSBS12C | 12 Super-LED® Spotlight, Black Housing with Chrome Rear Cover  | 285.00 |
| PSBS6   | 6 Super-LED® Spotlight, Black Housing                          | 214.00 |
| PSBS6C  | 6 Super-LED® Spotlight, Black Housing with Chrome Rear Cover   | 224.00 |

**PAR 36 Round Super-LED® Work Light with Magnetic Mount, Includes Built-in On/Off Switch and Cigar Cord**

|        |   |        |
|--------|---|--------|
| PFBM12 | 12 Super-LED® Floodlight, Black Housing | 275.00 |
|--------|---|--------|

All models are 12 Volt D.C. only unless otherwise noted above. For other voltages contact factory.

\* Replace symbol in model number with letter indicating lens color or LED color desired: **A** = Amber; **B** = Blue; **C** = Clear/White; **R** = Red; **G** = Green

† Replace symbol in model number with letter indicating SPLIT lens or LED color desired: **D** = Red/Clear; **E** = Blue/Clear; **F** = Amber/Clear; **H** = Green/Clear

‡ (to be discontinued, check availability) †† (special order, check availability, non-returnable) **J** = Red/Blue; **K** = Red/Amber; **L** = Red/Green; **M** = Blue/Amber

! Indicate length desired: 5 foot, 6 foot, 7 foot or 8 foot \$ Indicates Lower Price

Lighthoods

**MODEL DESCRIPTION LIST**  
**Pioneer™ Series and Pioneer Plus™ Series, White Housing, 12 VDC unless noted, Super-LED® Scene/Work Light. Requires Optional Mounting Kit Purchased Separately.**

|        |   |         |
|--------|---|---------|
| PFA1   | Single Panel Super-LED® Floodlight  | 607.00  |
| PFP1   | Single Panel Pioneer Plus Super-LED® Floodlight                           | 815.00  |
| PFA2   | Two Panel Super-LED® Floodlight   | 1066.00 |
| PFP2   | Dual Panel Pioneer Plus Super-LED® Floodlight                             | 1423.00 |
| PSP1   | Single Panel Pioneer Plus Super-LED® Spotlight, 8°                        | 815.00  |
| PTP1   | Single Panel Pioneer Plus Super-LED® Spotlight, 2°                        | 815.00  |
| PCP2   | Two Panel Pioneer Plus Super-LED® Combination Floodlight and 8° Spotlight | 1423.00 |
| PFP1AC | Single Panel Pioneer Plus Super-LED® Floodlight, 120 VAC, UL® Approved    | 979.00  |
| PFP2AC | Two Panel Pioneer Plus Super-LED® Floodlight, 120 VAC, UL® Approved       | 1699.00 |



**Options for Pioneer™ & Pioneer Plus™ Series**

|         |   |        |
|---------|---|--------|
| PBA0127 | Brow Mounting Bracket, 2.75" Radius   | 159.00 |
| PBA0130 | Brow Mounting Bracket, 3" Radius  | 159.00 |
| PBA106  | Bail Mount Bracket, White, For Single Pioneer™ (PFA1/PFP1)  | 91.00  |
| PBA206  | Bail Mount Bracket, White, For Dual Pioneer™ (PFA2/PFP2)  | 101.00 |
| PBAPED  | Pedestal Mounting Bracket, For Single Pioneer™  | 319.00 |
| PBAPED2 | Pedestal Mounting Bracket, For Dual Pioneer™  | 319.00 |
| PBA103  | Semi-Recess Housing with Chrome Flange, Mounts Single Pioneer™ (PFA1/PFP1) Straight or at a 15° Angle | 128.00 |
| PBA203  | Semi-Recess Housing with Chrome Flange, Mounts Dual Pioneer™ (PFA2/PFP2) Straight or at a 15° Angle   | 230.00 |
| PBA206V | <b>NEW</b> Vertical Bail Mount Bracket, White, For Dual Pioneer™ (PFA2/PFP2)                          | 101.00 |
| PFLASH  | Flasher with Steady-Burn Override, Multiple Flash Patterns  | 101.00 |



**Pioneer™ and Pioneer Plus™ Series, Includes Handle and Pole/Pedestal Mount Adapter, White Housing, 12 VDC unless noted, Super-LED Spot/Work Lights.**

|         |  |         |
|---------|--|---------|
| PFA1P   | <b>NEW</b> Single Panel Pioneer with Pole/Pedestal Mount Adapter   | 840.00  |
| PFA1P1  | <b>NEW</b> Single Panel Pioneer with Pole/Pedestal Mount Adapter and On/Off Switch   | 865.00  |
| PFP1P   | <b>NEW</b> Single Panel Pioneer Plus with Pole/Pedestal Mount Adapter  | 1045.00 |
| PFP1P1  | <b>NEW</b> Single Panel Pioneer Plus with Pole/Pedestal Mount Adapter and On/Off Switch  | 1070.00 |
| PFA2P   | <b>NEW</b> Dual Panel Pioneer with Pole/Pedestal Mount Adapter   | 1300.00 |
| PFA2P1  | <b>NEW</b> Dual Panel Pioneer with Pole/Pedestal Mount Adapter and On/Off Switch   | 1325.00 |
| PFP2P   | <b>NEW</b> Dual Panel Pioneer Plus with Pole/Pedestal Mount Adapter  | 1655.00 |
| PFP2P1  | <b>NEW</b> Dual Panel Pioneer Plus with Pole/Pedestal Mount Adapter and On/Off Switch  | 1680.00 |
| PSP1P   | <b>NEW</b> Single Panel Pioneer Plus, 8° Spotlight with Pole/Pedestal Mount Adapter  | 1045.00 |
| PSP1P1  | <b>NEW</b> Single Panel Pioneer Plus, 8° Spotlight with Pole/Pedestal Mount Adapter and On/Off Switch  | 1070.00 |
| PCP2P   | <b>NEW</b> Dual Panel Pioneer Plus, Combination Flood and 8° Spotlight with Pole/Pedestal Mount Adapter  | 1655.00 |
| PCP2P2  | <b>NEW</b> Dual Panel Pioneer Plus, Combination Flood and 8° Spotlight with Pole/Pedestal Mount Adapter and Two On/Off Switches for Individual Control of Lightheads | 1705.00 |
| PFP1AP  | <b>NEW</b> Single Panel Pioneer Plus, 120 VAC, with Pole/Pedestal Mount Adapter  | 1210.00 |
| PFP1AP1 | <b>NEW</b> Single Panel Pioneer Plus, 120 VAC, with Pole/Pedestal Mount Adapter and On/Off Switch  | 1235.00 |
| PFP2AP  | <b>NEW</b> Dual Panel Pioneer Plus, 120 VAC, with Pole/Pedestal Mount Adapter  | 1930.00 |
| PFP2AP1 | <b>NEW</b> Dual Panel Pioneer Plus, 120 VAC, with Pole/Pedestal Mount Adapter and On/Off Switch  | 1955.00 |

**Pioneer™ Series & Pioneer Plus™ Series, Lightbar Mount, Super-LED® Floodlight, Includes Permanent Mounting Feet, Floodlight Mounting Bracket and Flasher with Scan-Lock™ Flash Patterns Including Steady Burn. Factory Installed on Freedom Lightbars Only. Lightbar Purchased Separately and May Prevent the Use of Other Options.**

|         |  |         |
|---------|--|---------|
| PFA1LB1 | 1 Single PFA1 Pioneer Center Mounted for 55" and Up          | 1352.00 |
| PFA1LB2 | 2 Single PFA1 Pioneers with Mounting Brackets for 72" and Up | 2168.00 |
| PFP1LB1 | 1 Single PFP1 Pioneer Center Mounted for 55" and Up          | 1560.00 |
| PFP1LB2 | 2 Single PFP1 Pioneers with Mounting Brackets for 72" and Up | 2586.00 |
| PFA2LB1 | 1 Dual PFA2 Pioneer Center Mounted for 55" and Up            | 1862.00 |
| PFA2LB2 | 2 Dual PFA2 Pioneers with Mounting Brackets for 72" and Up   | 3290.00 |
| PFP2LB1 | 1 Dual PFP2 Pioneer Center Mounted for 55" and Up            | 2219.00 |
| PFP2LB2 | 2 Dual PFP2 Pioneers with Mounting Brackets for 72" and Up   | 4004.00 |



**Strip-Lite™ Super-LED® & 5mm LED Series, Surface Mount, Color LEDs with Color Outer Lens.**

|          |   |        |
|----------|---|--------|
| PS*00F*R | 5mm, Amber or Red, 14 Flash Patterns including Steady-Burn  | 118.00 |
| PSB00FBR | 5mm, Blue, 14 Flash Patterns including Steady-Burn  | 209.00 |
| PSC00FCR | 5mm, White, 14 Flash Patterns including Steady-Burn   | 325.00 |
| PSR00XRR | 5mm, Brake/Tail, with 2 Flash Patterns  | 118.00 |
| PSRASXCR | 5mm, Brake/Tail with Amber Turn Signal  | 128.00 |
| PSTANK   | 5mm, Water Tank Status Light, Steady-Burn Green, Blue, Amber & Red LEDs. Requires Customer-Supplied Sensors | 217.00 |
| PSC0ADCR | Super-LED® Compartment Light, Intensity Level 2, Frosted Lens   | 83.00  |
| PSC0CDCR | Super-LED® Compartment Light, Intensity Level 3, Frosted Lens   | 126.00 |
| PSBKT451 | 45° Mounting Bracket for 1 Strip-Lite™ Compartment Light  | 20.50  |
| PSBKT1   | Guard for use with or without Single Angle Bracket  | 30.00  |



**TIR3™ & LIN3™ Series Super-LED® Lighthoods and Options**, Surface Mount, Color Super-LED® with Clear Outer Lens, 3.5" W x 1.1" H x 1.2" D. Includes Black Flange. Scan-Lock™ Flash Patterns including Steady-Burn and Synchronize Feature.

|          |  |        |
|----------|--|--------|
| RS*02ZCR | LIN3™, Horizontal Mounting, Blue, Red and/or Amber   | 100.00 |
| RSC02ZCR | LIN3™, Horizontal Mounting, White  | 112.00 |
| RS*03ZCR | TIR3™, Horizontal Mounting, Blue, Red and/or Amber   | 90.00  |
| RSC03ZCR | TIR3™, Horizontal Mounting, White  | 100.00 |
| RV*03ZCR | TIR3™, Vertical Mounting, Blue, Red and/or Amber   | 90.00  |
| RVC03ZCR | TIR3™, Vertical Mounting, White  | 100.00 |
| RFLANGCD | Optional, Deep, Chrome Plated Mounting Flange Kit  | 14.00  |
| RFLANGEC | † Optional Chrome Plated Mounting Flange Kit   | 14.00  |
| RFLANGEA | Optional Cast Aluminum Mounting Flange Kit   | 22.50  |
| RFLANG2B | Optional Black, Dual Surface Mount Flange Kit for 2 TIR3™ and/or LIN3™ Lighthoods  | 11.50  |
| RFLANG2C | Optional Chrome-Plated, Dual Surface Mount Flange Kit for 2 TIR3™ and/or LIN3™ Lighthoods  | 16.50  |
| RGROMMET | Grommet Mount Kit for TIR3™ and LIN3™  | 6.50   |
| RBKT1    | Optional Mounting Bracket for 1 RS TIR3™ or LIN3™ Lighthouse (Not for Use with RV series)  | 9.50   |
| RBKT2    | Optional Mounting Bracket for 2 RS TIR3™ and/or LIN3™ Lighthoods (Not for Use with RV series)  | 18.50  |
| RBKT3    | Optional Crown Victoria Trunk Mount Bracket for 2 TIR3™ and/or LIN3™ Lighthoods, Pair  | 24.50  |
| RBKT4    | Optional Swivel Mounting Bracket For 1 TIR3™ or LIN3™  | 34.00  |
| RBKT5    | Optional, Under-the-Sideview Mirror Mount for 2009-2010 Chevy Tahoe, 18° Downward Housing  | 14.00  |
| RBKT6    | Optional License Plate Bracket for 2 TIR3™/LIN3™/LINZ6™s, Horizontal Mount   | 19.50  |
| RBKT7    | Optional License Plate Bracket for 2 TIR3™/LIN3™/LINZ6™s, Vertical Mount   | 19.50  |
| RBKT8B   | Optional Fender Mount for Freightliner M2 or International 2011, Black, Pair   | 22.50  |
| RBKT8C   | Optional Fender Mount for Freightliner M2 or International 2011, Chrome, Pair  | 28.00  |
| RBKT9    | Optional, Crown Victoria Child Restraint Bracket, Pair   | 45.00  |
| RBKTHD1  | Harley-Davidson® Side Windshield Mounting Bracket Kit, for use with 1 RV TIR3™, Stainless Steel, Includes RFLANGEC, Each                                     | 17.00  |
| RBKTHD2  | Harley-Davidson® Side (Saddle Bag) Crash Bar Mounting Bracket Kit, for use with 2 RS TIR3™ and/or LIN3™ Lighthoods, Stainless Steel, Includes RFLANG2C, Each | 29.50  |
| RBKTHD3  | Harley-Davidson® Rear (Saddle Bag) Crash Bar Mounting Bracket Kit, for use with 2 RS TIR3™ and/or LIN3™ Lighthoods, Stainless Steel, Includes RFLANG2C, Each | 34.50  |
| RBKTHD4L | Harley-Davidson® Under Radio Box Mounting Bracket Kit, for use with 1 RS TIR3™ or LIN3™ Lighthouse, Stainless Steel, Includes RFLANGEC, Road Side, Each      | 17.00  |
| RBKTHD4R | Harley-Davidson® Under Radio Box Mounting Bracket Kit, for use with 1 RS TIR3™ or LIN3™ Lighthouse, Stainless Steel, Includes RFLANGEC, Curb Side, Each      | 17.00  |
| RBKTHD5  | Harley-Davidson® Under Headlight Mounting Bracket Kit, for use with 1 RS TIR3™ or LIN3™ Lighthouse, Stainless Steel, Includes RFLANGEC, Each                 | 23.50  |
| RBKTHD6  | Harley-Davidson® Passing/Fog Light Mounting Bracket Kit, for use with 1 RS TIR3™ or LIN3™ Lighthouse, Stainless Steel, Each                                  | 20.50  |



Lighthoods

**LINZ6 Series Linear Super-LED® Lighthoods and Options**, Surface Mount, Color Super-LED with Clear Outer Lens, 4" W x 2" H x 1-9/16" D, Includes Black Flange. Scan-Lock™ Flash Patterns including Steady-Burn and Synchronize Feature.

|          |  |        |
|----------|--|--------|
| LINZ6*   | Horizontal Mount, Red, Blue or Amber   | 142.00 |
| LINZ6C   | Horizontal Mount, White  | 153.00 |
| LINZ6K   | †† Split Amber/Red Lighthouse, Horizontal Mount                                | 147.00 |
| LINZ6J   | †† Split Blue/Red Lighthouse, Horizontal Mount                                 | 147.00 |
| LINZ6D   | †† Split White/Red Lighthouse, Horizontal Mount                                | 153.00 |
| LINZ61   | Horizontal Mount, Amber/Amber Split  | 148.00 |
| LINZ62   | Horizontal Mount, Blue/Blue Split  | 148.00 |
| LINZ65   | Horizontal Mount, Red/Red Split  | 148.00 |
| LINZ6FC  | Optional Deep Chrome-Plated Mounting Flange Kit                                | 14.00  |
| RGROMMET | Grommet Mount Kit for LINZ6™   | 6.50   |
| L6BKT1   | Optional Ford Crown Victoria Trunk Mount Bracket for 2 LINZ6™ Lighthoods, Pair | 19.50  |
| L6BKT2   | Optional Dodge Charger Trunk Mount Bracket for 2 LINZ6™ Lighthoods, Pair       | 19.50  |
| L6BKT3   | Optional 46 Degree Push Bumper Bracket, Each                                   | 10.50  |
| RBKT6    | Optional License Plate Bracket for 2 TIR3™/LIN3™/LINZ6™s, Horizontal Mount     | 19.50  |
| RBKT7    | Optional License Plate Bracket for 2 TIR3™/LIN3™/LINZ6™s, Vertical Mount       | 19.50  |



**Twin Side Beam™ Series - Halogen Lighthoods (DIRECTIONAL)** with 6" Pigtail (Replaces Mini-Max Beam Halogen Series).

|          |   |        |
|----------|---|--------|
| TS201HG* | †† Halogen, Grille-Master™, Black Housing | 203.00 |
|----------|---|--------|

### Cables, Extensions And Connector Kits

#### Shielded Three Conductor Extension Cables

|       |  |       |
|-------|--|-------|
| EXT5  | Five Foot Extension Cable with AMP Mate-N-Lok® Connectors        | 19.00 |
| EXT10 | Ten Foot Extension Cable with AMP Mate-N-Lok® Connectors         | 28.00 |
| EXT15 | Fifteen Foot Extension Cable with AMP Mate-N-Lok® Connectors     | 34.00 |
| EXT20 | Twenty Foot Extension Cable with AMP Mate-N-Lok® Connectors      | 42.00 |
| EXT25 | Twenty-Five Foot Extension Cable with AMP Mate-N-Lok® Connectors | 54.00 |
| EXT30 | Thirty Foot Extension Cable with AMP Mate-N-Lok® Connectors      | 61.00 |
| EXT40 | Forty Foot Extension Cable with AMP Mate-N-Lok® Connectors       | 74.00 |

All models are 12 Volt D.C. only unless otherwise noted above. For other voltages contact factory.

\* Replace symbol in model number with letter indicating lens color or LED color desired: **A** = Amber; **B** = Blue; **C** = Clear/White; **R** = Red; **G** = Green

# Replace symbol in model number with letter indicating SPLIT lens or LED color desired: **D** = Red/Clear; **E** = Blue/Clear; **F** = Amber/Clear; **H** = Green/Clear

† (to be discontinued, check availability) †† (special order, check availability, non-returnable) **J** = Red/Blue; **K** = Red/Amber; **L** = Red/Green; **M** = Blue/Amber

! Indicate length desired: 5 foot, 6 foot, 7 foot or 8 foot \$ Indicates Lower Price

| MODEL  | DESCRIPTION   | LIST  |
|--|---|-------|
| <b>Shielded Three Conductor Extension Cables</b> , with Deutsch® Waterproof Connectors on Lighthead Side of Cable. |   |       |
| EXT5WD   | Five Foot Extension Cable with Deutsch® Connector on Lighthead Side of Cable        | 31.00 |
| EXT10WD  | Ten Foot Extension Cable with Deutsch® Connector on Lighthead Side of Cable         | 35.00 |
| EXT15WD  | Fifteen Foot Extension Cable with Deutsch® Connector on Lighthead Side of Cable     | 43.00 |
| EXT20WD  | Twenty Foot Extension Cable with Deutsch® Connector on Lighthead Side of Cable      | 54.00 |
| EXT25WD  | Twenty-Five Foot Extension Cable with Deutsch® Connector on Lighthead Side of Cable | 61.00 |
| EXT30WD  | Thirty Foot Extension Cable with Deutsch® Connector on Lighthead Side of Cable      | 70.00 |
| EXT40WD  | Forty Foot Extension Cable with Deutsch® Connector on Lighthead Side of Cable       | 83.00 |

|  |   |       |
|--|---|-------|
| <b>Substitute Longer Shielded Cables</b> , For Standard 15' Cable, Where Applicable. |   |       |
| SEXT20   | Substitute Twenty Foot Cable for Standard Fifteen Foot Cable      | 8.00  |
| SEXT25   | Substitute Twenty-Five Foot Cable for Standard Fifteen Foot Cable | 16.50 |
| SEXT30   | Substitute Thirty Foot Cable for Standard Fifteen Foot Cable      | 27.00 |
| SEXT35   | Substitute Thirty-Five Foot Cable for Standard Fifteen Foot Cable | 35.00 |

|  |   |       |
|--|---|-------|
| <b>Substitute Longer Shielded Cables</b> , For Standard 15' Cable with Waterproof Connector on Lighthead Side of Cable Only, Where Applicable (Requires Purchase of Lighthead & Cable with Deutsch® Waterproof Connector on Lighthead Side). |   |       |
| SEXT20D  | Substitute Twenty Foot Cable for Standard Fifteen Foot Cable, Deutsch® Waterproof Connectors on Lighthead Side of Cable Only      | 8.00  |
| SEXT25D  | Substitute Twenty-Five Foot Cable for Standard Fifteen Foot Cable, Deutsch® Waterproof Connectors on Lighthead Side of Cable Only | 16.50 |
| SEXT30D  | Substitute Thirty Foot Cable for Standard Fifteen Foot Cable, Deutsch® Waterproof Connectors on Lighthead Side of Cable Only      | 27.00 |
| SEXT35D  | Substitute Thirty-Five Foot Cable for Standard Fifteen Foot Cable, Deutsch® Waterproof Connectors on Lighthead Side of Cable Only | 35.00 |

|                       |  |      |
|-----------------------|--|------|
| <b>Connector Kits</b> |  |      |
| A441A                 | 3 Pins and Connector AMP Mate-N-Lok® (Cap)                         | 3.50 |
| A442A                 | 3 Sockets and Connector AMP Mate-N-Lok® (Plug)                     | 3.50 |
| A444A                 | 2 Pins and Connector AMP Mate-N-Lok® (Cap)                         | 3.50 |
| A446A                 | 2 Sockets and Connector AMP Mate-N-Lok® (Plug)                     | 3.50 |
| W441D                 | 3 Pins and Connector Kit, Waterproof (Deutsch®)                    | 8.00 |
| W441D14               | 3 Pins and Connector Kit, Waterproof (Deutsch®), for DOT TPR Cable | 8.00 |
| W442D                 | 3 Sockets and Connector Kit, Waterproof (Deutsch®)                 | 8.00 |
| W444D                 | 2 Pins and Connector Kit, Waterproof (Deutsch®)                    | 5.50 |
| W446D                 | 2 Sockets and Connector Kit, Waterproof (Deutsch®)                 | 5.50 |

|  |   |       |
|--|---|-------|
| <b>Waterproof Connector Kits, Installed</b> , OPTIONAL, Substitute for AMP Mate-N-Lok® Connectors. |   |       |
| W441DIN  | Deutsch® 3 Pins and Connector Kit, Waterproof (Installed on Cable)        | 14.00 |
| W442DIN  | Deutsch® 3 Sockets and Connector Kit, Waterproof (Installed on Lighthead) | 14.00 |

## Tools, Crimpers And Extractors

|              |   |        |
|--------------|---|--------|
| <b>Tools</b> |   |        |
| CRIMPD       | †† Crimping Tool for Deutsch® Metal Terminals                     | 289.00 |
| CRIMPFT      | †† Crimping Tool for AMP Mate-N-Lok® Standard Terminals           | 152.00 |
| CRIMPIV      | †† Crimping Tool for Barrel Style Terminals                       | 139.00 |
| EXTRACT      | †† Economical Extractor for both AMP Mate-N-Lok® Pins and Sockets | 63.00  |
| PINPUSH      | †† Heavy-Duty Extractor for AMP Mate-N-Lok® Pins                  | 165.00 |
| SOCKPUSH     | †† Heavy-Duty Extractor for AMP Mate-N-Lok® Sockets               | 152.00 |

## Hide-A-Way Strobe Systems

Waterproof Connectors are Highly Recommended on These Systems

**Systems, Hide-A-Way Strobe** (Waterproof Connectors are Highly Recommended on this Bulb & System), For Systems with Waterproof Connectors on Lighthead End, Contact Factory for Pricing.

|          |   |        |
|----------|---|--------|
| S240CC   | CS240 Power Supply, Two HA238C (Replaces S220CC & S225CC)           | 254.00 |
| S240AA   | CS240 Power Supply, Two HA238A (Replaces S220AA & S225AA)           | 313.00 |
| S650CCCC | CS650 Power Supply with Four HA239C (Replaces S450CCCC)             | 305.00 |
| S650CCAA | CS650 Power Supply with Two HA239C & Two HA238A (Replaces S450CCAA) | 364.00 |
| S650AAAA | CS650 Power Supply with Four HA238A (Replaces S450AAAA)             | 420.00 |
| S660CCCC | CSP660 Power Supply with Four HA239C                                | 342.00 |
| S660CCAA | CSP660 Power Supply with Two HA239C & Two HA238A                    | 401.00 |
| S660AAAA | CSP660 Power Supply with Four HA238A                                | 458.00 |
| S690CCCC | CSP690 Power Supply with Four HA238C                                | 382.00 |
| S690CCAA | CSP690 Power Supply with Two HA238C & Two HA238A                    | 434.00 |
| S690AAAA | CSP690 Power Supply with Four HA238A                                | 488.00 |



## Hideaway™ Universal LED Systems

|                                |  |        |
|--------------------------------|--|--------|
| <b>Universal LED Hideaway™</b> |  |        |
| LAW2CC                         | 2 White Units, 1-6' and 1-10' Cable with Lamp Driver                             | 414.00 |
| LAW2**                         | 2 Single Color Units, 1-6' and 1-10' Cable with Lamp Driver, Red, Blue or Amber  | 435.00 |
| LAW4CCCC                       | 4 White Units, 2-6' and 2-10' Cables with Lamp Driver                            | 699.00 |
| LAW4****                       | 4 Single Color Units, 2-6' and 2-10' Cables with Lamp Driver, Red, Blue or Amber | 739.00 |



|         |   |        |
|---------|---|--------|
| LAW615  | Substitute a 15' Cable for the Standard 6' Cable                          | 21.00  |
| LAW1015 | Substitute a 15' Cable for the Standard 10' Cable                         | 12.00  |
| LAW620  | Substitute a 20' Cable for the Standard 6' Cable                          | 33.00  |
| LAW1020 | Substitute a 20' Cable for the Standard 10' Cable                         | 24.00  |
| LAW625  | Substitute a 25' Cable for the Standard 6' Cable                          | 45.00  |
| LAW1025 | Substitute a 25' Cable for the Standard 10' Cable                         | 36.00  |
| LAWC    | Replacement LED Hideaway Lamp, White (Replacement Lamp Only)              | 151.00 |
| LAW*    | Replacement LED Hideaway Lamp, Amber, Blue or Red (Replacement Lamp Only) | 162.00 |

### DOT Wing Plow Super-LED® Lighthoods

**Wing Plow Super-LED® Lighthoods**, Includes TIR3™ Super-LED® Encapsulated in a Cast Housing and 20' Cable.

|          |   |        |
|----------|---|--------|
| WPLOW1A  | Amber, for use when Wing Plow is in Use | 199.00 |
| WPLOW2A  | Amber, for use when Wing Plow is Stowed | 199.00 |
| WPLOW3AA | Includes 1-WPLOW1A and 1-WPLOW2A        | 372.00 |



### DOT3® Super-LED®

Choose ONE option from each of the following categories to achieve the Lighting System Number \_\_\_\_\_.

**DOT-LED® System, Category One**, Enter Into the First 3 Digits of the Lighting System Number.

|     |                               |         |
|-----|-------------------------------|---------|
| 000 | †† No Micro Edges Supplied    |         |
| 22T | †† Two 2-Lamp Micro Freedoms  | 1390.00 |
| 23H | †† Two 3-Lamp Micro 400s      | 1913.00 |
| 150 | †† One L31HAF with TPR Cable  | 700.00  |
| 250 | †† Two L31HAFs with TPR Cable | 1396.00 |

**DOT-LED® System, Category Two**, Enter Into the 4th Digit of the Lighting System Number.

|   |                            |  |
|---|----------------------------|--|
| 0 | †† No Mirror Mount Bracket |  |
|---|----------------------------|--|

**DOT-LED® System, Category Three**, Enter Into the 5th & 6th Digits of the Lighting System Number (Sold in Pairs).

|    |  |         |
|----|--|---------|
| 00 | †† No Rear Lighthoods  |         |
| 5A | †† 400 Series A-Style Rear Lighthoods, Super-LED® Warning  | 579.00  |
| 5B | †† 400 Series B-Style Rear Lighthoods, Super-LED® Warning and LED Brake/Tail/Turn  | 831.00  |
| 5D | †† 400 Series D-Style Rear Lighthoods, Super-LED® Warning, LED Brake/Tail/Turn and LED Back-up   | 1148.00 |
| 5J | †† 400 Series J-Style Rear Lighthoods, Super-LED® Warning, with Side Mounted TIR3™ Amber Lighthouse, Includes Stainless Steel Housing                                      | 975.00  |
| 5K | †† 400 Series K-Style Rear Lighthoods, Super-LED® Warning, with Side Mounted TIR3™ Amber Lighthouse, LED Brake/Tail/Turn, Includes Stainless Steel Housing                 | 1306.00 |
| 5M | †† 400 Series M-Style Rear Lighthoods, Super-LED® Warning, with Side Mounted TIR3 Amber Lighthouse, LED Brake/Tail/Turn and LED Back-up, Includes Stainless Steel Housing  | 1623.00 |
| 6A | †† 500 Series A-Style Rear Lighthoods, Super-LED® Warning  | 527.00  |
| 6B | †† 500 Series B-Style Rear Lighthoods, Super-LED® Warning and LED Brake/Tail/Turn  | 760.00  |
| 6D | †† 500 Series D-Style Rear Lighthoods, Super-LED® Warning, LED Brake/Tail/Turn and LED Back-up   | 1050.00 |
| 7A | †† 700 Series Square A-Style Rear Lighthoods, Super-LED® Warning   | 644.00  |
| 7B | †† 700 Series Square B-Style Rear Lighthoods, Super-LED® Warning and LED Brake/Tail/Turn   | 935.00  |
| 7D | †† 700 Series Square D-Style Rear Lighthoods, Super-LED® Warning, LED Brake/Tail/Turn and LED Back-up  | 1639.00 |
| 7J | †† 700 Series J-Style Rear Lighthoods, Super-LED® Warning, with Side Mounted TIR3™ Amber Lighthouse, Includes Stainless Steel Housing                                      | 1020.00 |
| 7K | †† 700 Series K-Style Rear Lighthoods, Super-LED® Warning, with Side Mounted TIR3™ Amber Lighthouse, LED Brake/Tail/Turn, Includes Stainless Steel Housing                 | 1380.00 |
| 7M | †† 700 Series M-Style Rear Lighthoods, Super-LED® Warning, with Side Mounted TIR3™ Amber Lighthouse, LED Brake/Tail/Turn and LED Back-up, Includes Stainless Steel Housing | 2196.00 |

**DOT-LED® System, Category Four**, Enter Into the 7th Digit of the Lighting System Number.

|   |   |        |
|---|---|--------|
| A | †† 2-Single Hole Aluminum Rear Housing  | 145.00 |
| A | †† 2-Dual Hole Aluminum Rear Housing  | 215.00 |
| A | †† 2-Triple Hole Aluminum Rear Housing  | 215.00 |
| S | †† 2-Steel Rear Housing, Price Included in Category Three                       |        |
| P | †† 2-Single Hole Stainless Steel Rear Housing, Included Standard in "J" Systems | 145.00 |
| P | †† 2-Dual Hole Stainless Steel Rear Housing, Included Standard in "K" Systems   | 215.00 |
| P | †† 2-Triple Hole Stainless Steel Rear Housing, Included Standard in "M" Systems | 215.00 |

**DOT-LED® System, Category Five**, Enter Into the 8th Digit of the Lighting System Number.

|          |   |        |
|----------|---|--------|
| 0        | †† Installation Kit, 30' Cable to Rear Warning Lights and 15' Cable to Brake/Tail/Turn and Work Lights, if Applicable | 363.00 |
| SUB30BTT | †† Substitute 30' Brake/Tail/Turn Cable for Standard 15' Cable  | 44.00  |
| S        | †† Installation Kit and Special Cable Length, Contact Factory   |        |



Systems - DOT & Motorcycle

All models are 12 Volt D.C. only unless otherwise noted above. For other voltages contact factory.

\* Replace symbol in model number with letter indicating lens color or LED color desired: **A** = Amber; **B** = Blue; **C** = Clear/White; **R** = Red; **G** = Green

# Replace symbol in model number with letter indicating SPLIT lens or LED color desired: **D** = Red/Clear; **E** = Blue/Clear; **F** = Amber/Clear; **H** = Green/Clear

† (to be discontinued, check availability) †† (special order, check availability, non-returnable) **J** = Red/Blue; **K** = Red/Amber; **L** = Red/Green; **M** = Blue/Amber

! Indicate length desired: 5 foot, 6 foot, 7 foot or 8 foot \$ Indicates Lower Price

**MODEL DESCRIPTION LIST**

**Motorcycle Warning Products**

"Only the items listed in the Motorcycle Warning sections are recommended for motorcycle use". The use of any other Whelen Equipment is at the sole discretion and risk of the user.

**Motorcycle Warning Products**

|          |  |        |
|----------|--|--------|
| UPS64LXA | Four Outlet, 75 Watt Output (90 Watt Input), with 10 Scan-Lock™ Flash Patterns and Synchronize Wire, 12/24 VDC   | 453.00 |
| UFM8     | Eight Outlet Halogen/LED Flasher, 60 Watts per outlet, 2x2x2 Switching, 17 Selectable Flash Patterns   | 164.00 |
| RS*03ZCR | TIR3™ Super-LED® with 25 Scan-Lock™ Flash Patterns and Synchronize Feature, For Horizontal Mounting, Blue, Red and/or Amber  | 90.00  |
| RSC03ZCR | TIR3™ Super-LED® with 25 Scan-Lock™ Flash Patterns and Synchronize Feature, For Horizontal Mounting, White   | 100.00 |
| RV*03ZCR | TIR3™ Super-LED® with 25 Scan-Lock™ Flash Patterns and Synchronize Feature, For Vertical Mounting, Blue, Red and/or Amber  | 90.00  |
| RVC03ZCR | TIR3™ Super-LED® with 25 Scan-Lock™ Flash Patterns and Synchronize Feature, For Vertical Mounting, White   | 100.00 |
| RS*02ZCR | LIN3™ with 25 Scan-Lock™ Flash Patterns and Synchronize Feature, For Horizontal Mounting, Blue, Red and/or Amber   | 100.00 |
| RSC02ZCR | LIN3™ with 25 Scan-Lock™ Flash Patterns and Synchronize Feature, For Horizontal Mounting, White  | 112.00 |
| RFLANGCD | Deep, Chrome-Plated Mounting Flange for TIR3™ and/or LIN3™ Lightheads  | 14.00  |
| RFLANG2B | Black, Dual Surface Mount Flange Kit for Two TIR3™ and/or LIN3™ Lightheads   | 11.50  |
| RFLANG2C | Chrome-Plated, Dual Surface Mount Flange Kit for Two TIR3™ and/or LIN3™ Lightheads   | 16.50  |
| RBKTHD1  | †† Harley-Davidson®, 2008-2010, Side Windshield Mounting Bracket Kit, for use with One LINZ6™ or RV TIR3™, Stainless Steel, Includes RFLANGEC. Each  | 17.00  |
| RBKTHD2  | †† Harley-Davidson®, 2008-2010, Side (Saddle Bag) Crash Bar Mounting Bracket Kit, for use with Two LINZ6™, RS TIR3™s and/or LIN3™s, Stainless Steel, Includes RFLANG2C. Each                             | 29.50  |
| RBKTHD3  | †† Harley-Davidson®, 2008-2010, Rear (Saddle Bag) Crash Bar Mounting Bracket Kit, for use with Two LINZ6™, RS TIR3™s and/or LIN3™s, Stainless Steel, Includes RFLANG2C. Each                             | 34.50  |
| RBKTHD3D | <b>NEW</b> Harley Davidson® Rear (Saddle Bag) Crash Bar Mounting Bracket Kit, for use with 4 TIR3, LINZ6 and/or LIN3 Lightheads, Stainless Steel, Includes 2 RFLANG2C, Each                              | 69.00  |
| RBKTHD4L | †† Harley-Davidson®, 2008-2010, Under Radio Box Mounting Bracket Kit (When Used with Whelen Boxes Only), for use with One LINZ6™, RS TIR3™ or LIN3™, Stainless Steel, Includes RFLANGEC, Road Side. Each | 17.00  |
| RBKTHD4R | †† Harley-Davidson®, 2008-2010, Under Radio Box Mounting Bracket Kit (When Used with Whelen Boxes Only), for use with One LINZ6™, RS TIR3™ or LIN3™, Stainless Steel, Includes RFLANGEC, Curb Side. Each | 17.00  |
| RBKTHD5  | †† Harley-Davidson®, 2008-2010, (FLHP Road King Only) Under Headlight Mounting Bracket Kit, for use with One LINZ6™, RS TIR3™ or LIN3™, Stainless Steel, Includes RFLANGEC. Each                         | 23.50  |
| RBKTHD6  | †† Harley-Davidson®, 2008-2010, Passing/Fog Light Mounting Bracket Kit, for use with One LINZ6™, RS TIR3™ or LIN3™, Stainless Steel. Each  | 20.50  |
| 2E*00Z*R | PAR 36 with Extended Lens, Super-LED®, Blue, Red and/or Amber  | 175.00 |
| 2EC00ZCR | PAR 36 with Extended Lens, Super-LED®, Synchronizable, White   | 193.00 |
| 2F*00Z*R | PAR 36 with Flat Lens, Super-LED®, Blue, Red and/or Amber  | 175.00 |
| 2FC00ZCR | PAR 36 with Flat Lens, Super-LED®, Synchronizable, White   | 193.00 |
| PAR36ES* | PAR 36 Strobe, Extended Wide Angle Lens  | 116.00 |
| 502000*U | 500 Series Strobe, Requires Optional Mounting Kit  | 111.00 |
| 50*00F*R | 500 Series 5mm LED, Red or Amber, Requires Optional Mounting Kit   | 77.00  |
| 50*00F*R | 500 Series 5mm LED, Blue or White, Requires Optional Mounting Kit  | 159.00 |
| 5FLANGEB | 500 Series Black Trim Ring Kit   | 9.00   |
| 5FLANGEC | 500 Series Chrome Plated Trim Ring Kit   | 14.00  |
| 5GROMMET | 500 Series Grommet Mount Kit   | 6.50   |
| 5HSGB1   | 500 Series 7/8" to 1" Round Bar Mount Kit  | 185.00 |
| 5HSGB125 | 500 Series 1.25" Round Bar Mount Kit   | 185.00 |
| 5HSGPED  | 500 Series Pedestal Swivel Mount Kit   | 169.00 |
| 5S*00F*R | 500 Series 5mm Self/Surface Mount Red or Amber with 14 Scan-Lock™ Flash Patterns   | 81.00  |
| 5S*00F*R | 500 Series 5mm Self/Surface Mount Blue or White with 14 Scan-Lock™ Flash Patterns  | 167.00 |
| 5SR00XRR | 500 Series 5mm Self/Surface Mount Brake/Tail/Turn  | 87.00  |
| 402000*U | 400 Series Strobe without Flange   | 116.00 |
| 402000#U | †† 400 Series Strobe without Flange, Split Lens  | 162.00 |
| 4EFLANGE | 400 Series Optional Chrome-Plated Trim Ring  | 14.00  |
| 800DL*P  | Low Dome, Strobe, Perm/Pipe Mount  | 244.00 |
| WPA112   | Waterproof 100 Watt Siren Amplifier  | 415.00 |
| WPA1     | Full Function Control Head Only, Weather Resistant for WPA Amp, Includes a 7-1/2' Cable, for Handlebar and Surface Mounting (Motorcycle)   | 379.00 |
| WS321    | †† 100 Watt Siren for Harley-Davidson® Wiring Harness  | 559.00 |
| WSMIC321 | †† Microphone for WS321  | 137.00 |
| WS321B9  | †† WS321 Siren Amplifier Mounting Bracket only, for 2008-2010 Harley Davidson Road King and Electra-Glide Police Motorcycle  | 51.00  |



|          |   |        |
|----------|---|--------|
| ALPHA12R | 100 Watt Remote Siren (Must Be Mounted Flat), For Use with Remote Switches (Purchased Separately)               | 233.00 |
| BETA112R | 100 Watt Full Function Remote Siren (Must Be Mounted Flat), For Use with Remote Switches (Purchased Separately) | 217.00 |
| BETA2    | Full Function Control Head Only, Weather Resistant, 20 Ft. Cable, Surface Mount                                 | 285.00 |
| SA350M   | Motorcycle Siren Speaker, 100 Watts   | 529.00 |
| YHARNESS | "Y" Harness   | 61.00  |

### Motorcycle Systems

Choose the Motorcycle Box Opening Preference, Lighting Package and Options.

**Motorcycle System**, Includes Black Box, Adapter Plate to Mount to a 2009-2010 Harley Police Package, Separation Plate, Strip-Lite™ LED Brake/Tail/Turn, Flasher, Terminal Block with Fuses and 12 VDC Receptacle. For White Boxes Contact Factory for Pricing and Availability.

|       |   |         |
|-------|---|---------|
| M4B6R | †† Motorcycle Box Configured with Six M4 Series, Right-Hand (Curb Side) Opening (Replaces MB6R) | 3230.00 |
| M4B6L | †† Motorcycle Box Configured with Six M4 Series, Left-Hand (Road Side) Opening (Replaces MB6L)  | 3263.00 |
| M4B6B | †† Motorcycle Box Configured with Six M4 Series, Rear Opening (Replaces MB6B)                   | 3263.00 |



**Motorcycle System Box Lighting Package Options for Above**, No Charge when Purchased with M4B6 Motorcycle System. For White Super-LED® Lightheads, Contact Factory for Pricing and Availability.

|         |   |  |
|---------|---|--|
| M4***** | †† Six M4 Series Over/Under Single Color Super-LED® Modules, Red, Blue and/or Amber, for M4B6 System Only |  |
| M4##### | †† Six M4 Series Over/Under Dual Color Super-LED® Modules, Red, Blue and/or Amber, for M4B6 System Only   |  |

### Options for Motorcycle System

|          |   |        |
|----------|---|--------|
| 2E*00Z*R | †† Extended Lens, Super-LED® Fairing Light, Amber, Red or Blue, Each  | 175.00 |
| 50*03Z*R | †† 500 Series TIR6™ Super-LED®, Requires Additional Purchase of M1FNDR, Amber, Red or Blue, Each  | 152.00 |
| M1FNDR   | †† Fender Mounting Kit for Use with 50*03Z*R, Each  | 53.00  |
| M2FNDR   | †† Fender Mounting Kit for Use with Two LINZ6s™, RS*02ZCRs or RS*03ZCRs, Each   | 53.00  |
| M4BSEP   | †† Substitute Separation Plate with Battery Hole for Standard Solid Plate, Includes Battery Hold Downs, for M4B6 Series   | 132.00 |
| MB6SEP1  | Substitute Separation Plate with Battery Hole for Standard Solid Plate, Includes Battery Hold Downs, for MB6 Systems Only   | 129.00 |
| M1BATT   | †† Motorcycle Battery, Requires Appropriate Separation Plate, Purchased Separately  | 338.00 |
| M4B6CHRG | †† Battery Charger Includes 120 VAC Receptacle, for M4B6 system Only, Factory Installed ONLY  | 289.00 |
| M1CHARGE | Battery Charger Includes 120 VAC Receptacle, for MB4 System Only, Factory Installed ONLY  | 259.00 |
| M1GROUND | †† Ground Plane   | 14.00  |
| SA350MH  | †† 100 Watt Siren Speaker for Harley-Davidson® Wiring Harness   | 633.00 |
| WS321    | †† 100 Watt Siren for Harley-Davidson® Wiring Harness   | 559.00 |
| WSMIC321 | †† Microphone for WS321   | 137.00 |
| WS321B9  | †† WS321 Siren Amplifier Mounting Bracket only, for 2008-2010 Harley Davidson Road King and Electra-Glide Police Motorcycle   | 51.00  |
| M04ZB    | †† Windshield Light Array for 2000-2010 Harley-Davidson® FLHTPI with Full Fairing. Five Blue LINZ6™s (Replaces M01TB/M01LB)   | 709.00 |
| M04ZJ    | †† Windshield Light Array for 2000-2010 Harley-Davidson® FLHTPI with Full Fairing. Five LINZ6™s, Blue Outboard and Center and Two Red in the Center Sections (Replaces M01TJ/M01LJ)   | 709.00 |
| M04ZJ2   | †† Windshield Light Array for 2000-2010 Harley-Davidson® FLHTPI with Full Fairing. Five LINZ6™s, Red Outboard and Center and Two Blue in the Center Sections (Replaces M01TJ2/M01LJ2) | 709.00 |
| M04ZR    | †† Windshield Light Array for 2000-2010 Harley-Davidson® FLHTPI with Full Fairing. Five Red LINZ6™s (Replaces M01TR/M01LR)  | 709.00 |
| M05ZB    | †† Windshield Light Array for 2007-2010 Harley-Davidson® Road King. Five Blue LINZ6s (Replaces M03TB/M03LB)   | 709.00 |
| M05ZJ    | †† Windshield Light Array for 2007-2010 Harley-Davidson® Road King. Five LINZ6™s, Blue Outboard and Center and Two Red in the Center Sections (Replaces M03TJ/M03LJ)                  | 709.00 |
| M05ZJ2   | †† Windshield Light Array for 2007-2010 Harley-Davidson® Road King. Five LINZ6s, Red Outboard and Center and Two Blue in the Center Sections (Replaces M03TJ2/M03LJ2)                 | 709.00 |
| M05ZR    | †† Windshield Light Array for 2007-2010 Harley-Davidson® Road King. Five Red LINZ6s (Replaces M03TR/M03LR)  | 709.00 |



Sirens, Switches & Speakers

### Switches And Control Boxes

#### Power Control Centers and Switches

|        |  |        |
|--------|--|--------|
| WCC9   | WeCan® Controller, 3 Position Slide and 6 Push Buttons, for WeCan Lightbars Only (Not for use with DUO™ Lightbars) | 275.00 |
| PCC8R  | 8 Position Key Pad with Remote Relay Module, Three 20 Amp and Seven 10 Amp Relays                                  | 305.00 |
| PCCS9R | Switch Control with Built-in Relays (Standard Switching)   | 389.00 |



All models are 12 Volt D.C. only unless otherwise noted above. For other voltages contact factory.

\* Replace symbol in model number with letter indicating lens color or LED color desired: **A** = Amber; **B** = Blue; **C** = Clear/White; **R** = Red; **G** = Green

# Replace symbol in model number with letter indicating SPLIT lens or LED color desired: **D** = Red/Clear; **E** = Blue/Clear; **F** = Amber/Clear; **H** = Green/Clear

† (to be discontinued, check availability) †† (special order, check availability, non-returnable) **J** = Red/Blue; **K** = Red/Amber; **L** = Red/Green; **M** = Blue/Amber

! Indicate length desired: 5 foot, 6 foot, 7 foot or 8 foot \$ Indicates Lower Price

| MODEL   | DESCRIPTION  | LIST   |
|---------|--|--------|
| PCCS9NP | Programmable Switch Control for Delta™, 9M, Liberty™ & Ultra Freedom™ Lightbars (Low Current Switching), Replaces PCCS9N & PCCS9N1 | 279.00 |
| PCCHD1  | Heavy-Duty Switch Box, Six 25 AMP Circuit Breaker Switches   | 334.00 |
| PCCHD2  | Heavy-Duty Switch Box, Five 25 AMP/One 40 AMP Circuit Breaker Switches   | 348.00 |
| PCC6R   | Switch Box with One 40 Amp Switch and Five 20 AMP SPST Switches, Lighted   | 194.00 |
| PCC10   | Switch Box with Ten Lighted 20 AMP SPST Switches   | 295.00 |
| 1SWITCH | 1 Switch Bracket with Switch of Your Choice  | 50.00  |
| 2SWITCH | 2 Switch Bracket with Switches of Your Choice  | 93.00  |
| 3SWITCH | 3 Switch Bracket with Switches of Your Choice  | 109.00 |
| 4SWITCH | 4 Switch Bracket with Switches of Your Choice  | 134.00 |
| PC1     | PC-1 Switch, Lighted SPST, 15 AMP Contacts   | 30.00  |
| PC2     | PC-2 Switch, Momentary SPST, 15 AMP Contacts   | 30.00  |
| PC3     | PC-3 Switch, Lighted SPDT, 15 AMP Contacts   | 30.00  |
| PC4     | PC-4 Switch, SPDT, On-On, 15 AMP Contacts  | 30.00  |
| PC5     | PC-5 Switch, DPDT, 15 AMP Contacts   | 30.00  |
| PC5S    | PC-5S Switch, DPDT, 15 Amp Contacts, for Strobe Hi/Off/Low Operation   | 30.00  |

**Siren Amplifiers, Amplifiers & Airhorns**

**Howler™ Low Frequency Tone Siren**, Includes Siren Amplifier and Two Speakers. Works in Conjunction with Existing Siren Systems Purchased Separately.

|         |   |        |
|---------|---|--------|
| HOWLER  | Siren Amplifier with Two Speakers, Optional Vehicle Specific Mounting Brackets, No Charge When Purchased with Howler System | 699.00 |
| HWLRB1  | Howler Mounting Bracket For 2008-2011 Ford Crown Victoria   |        |
| HWLRB2  | Howler Mounting Bracket For 2008-2011 Ford Expedition   |        |
| HWLRB3  | Howler Mounting Bracket For 2008-2011 Ford F250-F550 Super-Duty   |        |
| HWLRB4  | Howler Mounting Bracket For 2008-2011 Ford E-Series   |        |
| HWLRB5  | Howler Mounting Bracket For 2008-2011 Chevy Suburban and 2008-2011 Chevy Tahoe  |        |
| HWLRB6  | Howler Mounting Bracket For 2008-2011 Dodge Charger   |        |
| HWLRB7  | Howler Mounting Bracket For 2008-2011 Chevy Impala  |        |
| HWLRB9  | Howler Mounting Bracket For 2009-2011 Chevy 2500/3500 Silverado   |        |
| HWLRB10 | Howler Mounting Bracket For 2009-2011 Dodge 4500  |        |
| HWLRB11 | Howler Mounting Bracket for 2011 Chevy Express G-Series   |        |



**CenCom Gold™**, Remote Siren & Control Center and Options, Amplifier Has a 5 Year Warranty.

|           |  |         |
|-----------|--|---------|
| CCSRN2    | Control Head with Amplifier/Relay Module, 20' Cable and Microphone with a 3' Coil Cord, Includes Upgraded Switching and Programming for More Customization (CCMICX20 Purchased Separately) | 1294.00 |
| CCSRNTA2  | Same as CCSRN2, with Traffic Advisor Module (CCMICX20 Purchased Separately)  | 1515.00 |
| CCMICX20  | 20' Microphone Extension Cable Option, Includes Strain Relief  | 95.00   |
| CCTRIM    | Trim Ring Option, for Semi-Flush Mounting of Control Head  | 50.00   |
| CCSWG BKT | Swing-Away Bracket for CenCom™ Control Head Only   | 98.00   |



**295SLS and 295HFS Hands-Free Sirens**, with Diagnostix™ & SI TEST® (Except 295HFSA7/A8). All 295HFS Models Have a 5 Year Warranty, Standard. For Removable Microphones, Hi/Low Tones and/or 24 Volts DC, Contact Factory for Exact Model Numbers, Price and Availability.

|          |   |         |
|----------|---|---------|
| 295SLSA1 | Siren Amplifier with 17 Scan-Lock™ Siren Tones  | 418.00  |
| 295HFS2  | Remote Siren Amplifier (Flush Mount Head)   | 593.00  |
| 295HFS2X | 295HFS2 with Dual Amplifiers, Meets California Title 13 Requirements  | 1086.00 |
| 295HFS3  | Remote Siren Amplifier (Surface Mount Head)   | 629.00  |
| 295HFS4  | Remote Siren Amplifier with 9-Switch Light Control (Surface Mount Head)   | 833.00  |
| 295HFSA5 | Single Unit Siren with 9-Switch Light Control and Low Current Switching, now with Park Kill & Timed-Out Relay   | 604.00  |
| 295SLSA6 | Single Unit Siren with 9-Switch Light Control and Standard Switching, now with Park Kill & Timed Out Relay with 17 Scan-Lock™ Siren Tones (Replaces 295HFSA6) | 621.00  |
| 295HFSA7 | Remote Dual Siren Amplifier, with Flush Mount Control Head, Meets CA Title 13   | 845.00  |
| 295HFSC9 | Self-Contained 200 Watt Dual Full Function Siren, with Removable Microphone   | 674.00  |
| 295HFSDA | Second Amplifier (Kit) for Dual Siren Amplifier Use (295HFS2/3/4 Only)  | 370.00  |



**295SL Series Sirens, Full Function Hands-Free Siren**, with Scan-Lock™ Siren Tones.

|          |  |        |
|----------|--|--------|
| 295SL100 | Full Function Siren (Up to Two 100 Watt Speakers) and Heavy-Duty Microphone, 12 VDC (Replaces 295HF100 and WS2100) | 362.00 |
| 295SL101 | Full Function (Up to Two 100 Watt Speakers) and Heavy-Duty Plug-in Microphone with Volume Control Knob, 12 VDC     | 416.00 |
| WPKM1    | Park Kill Connection Modules, 30 Amp   | 57.00  |



**Alpha™ Siren Series**

|          |   |        |
|----------|---|--------|
| ALPHA12S | Self-Contained Siren, with Faceplate Switches, Selectable Four Tone Hands-Free Siren, For Single 100 Watt Speaker                       | 265.00 |
| ALPHA12R | Remote Siren, for use with Remote Switches (Purchased Separately), Selectable Four Tone Hands-Free Siren, For a Single 100 Watt Speaker | 233.00 |



**Optional Remote Switches for Alpha™ Siren Series** For ALPHA12R, ALPHA12M and ALPHA22M Only.

|        |  |       |
|--------|--|-------|
| ALPHA1 | Single On/Off Switch for use with Hands-Free Operation                 | 30.00 |
| ALPHA2 | Single On/Off Hands-Free Activation Plus Momentary Switch for Air Horn | 30.00 |

Sirens, Switches & Speakers

|        |   |       |
|--------|---|-------|
| ALPHA3 | TONE 1/Off/TONE 2 Switch Operation Plus Momentary Switch for Air Horn   | 30.00 |
| ALPHA4 | Three Switch Operation, One On/Off, One TONE 1/Hands-Free/TONE 2, One Momentary Switch for Airhorn  | 54.00 |
| ALPHA5 | 3 Position Toggle Switch, Controls 3 Siren Tones and other Warning Lights or Device Functions. Contacts Rated at 30 Amps (not for ALPHA12M) | 68.00 |

**Beta™ Siren Series**, Selectable Siren Tone, Radio Repeat, Public Address and Options.

|          |  |        |
|----------|--|--------|
| BETA112R | Full Function Remote Siren, for use with Remote Switches (Purchased Separately), For a Single 100 Watt Speaker | 217.00 |
| BETA1    | Full Function Control Head Only, with 15' Interconnect Harness   | 158.00 |
| BETA2    | Full Function Control Head Only, Weather Resistant, with 20' Cable, Surface Mount                              | 285.00 |
| BETA2BKT | Mounting Bracket for BETA2 and WPA1 Only, Flange Mount   | 34.50  |
| BETAMIC  | Remote Mic for use with BETA112 (for use with Customer-Supplied Switches)                                      | 139.00 |



**Epsilon™ Series Siren**, Full Function Hands-Free with Diagnostix™ and 9 Scan-Lock™ Siren Tones.

|         |  |        |
|---------|--|--------|
| EPSL1   | Full Function 100 Watt with Microphone and Volume Control Knob, Includes CA Title 13 Compliant Tones   | 275.00 |
| EPSL2S4 | Full Function (Up to Two 100 Watt Speakers). Microphone with Volume Control Knob, Includes CA Title 13 Compliant Tones and 4 Switches                          | 407.00 |
| EPSL2S7 | Full Function (Up to Two 100 Watt Speakers). Microphone with Volume Control Knob, Includes CA Title 13 Compliant Tones, 4 Position Slide Switch and 4 Switches | 509.00 |



**HHS Series Sirens**, Hand-Held Siren, With 9 Relays for Switching. Will Operate up to Two 100 Watt Speakers.

|         |  |        |
|---------|--|--------|
| HHS2200 | Siren Amplifier with Hand-Held Controller, Includes Programming Software | 541.00 |
|---------|--|--------|

**Gamma™ Siren Series**, 100 WATT, 16 Scan-Lock™ Siren Tones

|        |  |        |
|--------|--|--------|
| GAMMA2 | Hands-Free Siren with Two Auxiliary Switches | 216.00 |
|--------|--|--------|

**Sirens, Waterproof & Options**(For Marine & Motorcycle Use).

|          |   |        |
|----------|---|--------|
| WPA112   | Waterproof Siren Amplifier, For a Single 100 Watt Speaker   | 415.00 |
| WPA1     | Full Function Control Head Only, Weather Resistant, with a 7-1/2' Cable, for Handlebar and Surface Mounting (Motorcycle)    | 379.00 |
| BETA2BKT | Mounting Bracket for BETA2, WPA1 and WPA2 Only, Flange Mount  | 34.50  |
| WPA2     | Full Function Control Head Only, Weather Resistant, 20' Cable, Flush/Surface Mount (Marine)                                 | 419.00 |
| WPA3FM   | <b>NEW</b> Full Function Control Head with Waterproof Switches and Microphone Jack, 20' Cable, Flush Mount (Marine)         | 438.00 |
| WPA3BM   | Full Function Control Head with Waterproof Switches and Microphone Jack, 20' Cable, Bail Mount (Marine)                     | 438.00 |
| WS321    | †† Siren for Harley-Davidson® Wiring Harness, For a Single 100 Watt Speaker   | 559.00 |
| WSMIC321 | †† Microphone for WS321   | 137.00 |
| WS321B9  | †† WS321 Siren Amplifier Mounting Bracket only, for 2008-2010 Harley Davidson Road King and Electra-Glide Police Motorcycle | 51.00  |



Sirens, Switches & Speakers

**Power Air Horn & Power Air Horn Plus Series and Option**

|          |   |        |
|----------|---|--------|
| PAH112   | Air Horn Tone Only Siren, For a Single 100 Watt Speaker                                     | 198.00 |
| PAP112   | Air Horn Tone Plus Public Address Siren, Includes Microphone, For a Single 100 Watt Speaker | 230.00 |
| PAPEXT15 | 15' Microphone Extension Cable for PAP112 Only  | 22.50  |

**Siren Amplifier & Speaker Combination**

**WSSC Series Siren, Combination Siren/Speaker, One Piece.**

|          |  |        |
|----------|--|--------|
| WSSC30   | 30 Watt Siren and Speaker Combination          | 203.00 |
| WSSPA30  | Same as WSSC30, Includes Public Address        | 305.00 |
| WSSC30HK | Harness Kit for Synchronization of two WSSC30s | 30.00  |



**Siren Speakers, SA315 & SA314 Projector™ Series**

100 Watt Bumper/Concealed/Flange Mounted Speakers

**SA122FM Series**, Cast Aluminum Speaker, Flange Mount.

|          |                             |        |
|----------|-----------------------------|--------|
| SA122FMP | †† Polished Aluminum Finish | 384.00 |
|----------|-----------------------------|--------|

**SA314 Series**, Small Profile, Cast Aluminum Speaker, 6.4" H x 6.17" W x 3.14" D.

|        |   |        |
|--------|---|--------|
| SA314A | †† 122dB Speaker, Natural Aluminum Finish                 | 287.00 |
| SA314B | †† 122dB Speaker, Aluminum with Black Epoxy-Coated Finish | 319.00 |

**Options for SA314 Series**

|         |   |       |
|---------|---|-------|
| SABKT1  | †† Universal Mounting Bracket for Ford Explorer, 2002-2009, Chevy Suburban/Tahoe, 2004-2006 | 33.00 |
| SABKT9  | †† Universal/Swivel Bail Type Mount Bracket   | 33.00 |
| SABKT17 | †† Mounting Bracket for Quick Installation for Ford Crown Victoria, 2003-2011               | 33.00 |
| SABKT21 | †† Mounting Bracket for Chevy Impala 2006-2011  | 33.00 |
| SABKT24 | †† Mounting Bracket for Chevy Suburban 2007-2011, and Chevy Tahoe, 2007-2011                | 33.00 |



**SA315 Series**, Small Round Profile, Composite Speaker, 6.5" H x 6.5" W x 2.9" D.

|        |                                |        |
|--------|--------------------------------|--------|
| SA315P | 123dB Speaker, Nylon Composite | 263.00 |
|--------|--------------------------------|--------|

**Options for SA315 Series**

|      |  |       |
|------|--|-------|
| SAK1 | Universal Mounting Bracket for Ford Explorer, 2002-2010, Chevy Suburban/Tahoe, 2004-2006                   | 33.00 |
| SAK5 | Mounting Bracket for Chevy Suburban/Tahoe, 2000-2003, Chevrolet Avalanche, 2002-2009, GMC Envoy, 2004-2011 | 33.00 |
| SAK9 | Heavy-Duty Universal/Swivel Bail Type Mounting Bracket   | 33.00 |



All models are 12 Volt D.C. only unless otherwise noted above. For other voltages contact factory.

\* Replace symbol in model number with letter indicating lens color or LED color desired: **A** = Amber; **B** = Blue; **C** = Clear/White; **R** = Red; **G** = Green

# Replace symbol in model number with letter indicating SPLIT lens or LED color desired: **D** = Red/Clear; **E** = Blue/Clear; **F** = Amber/Clear; **H** = Green/Clear

† (to be discontinued, check availability) †† (special order, check availability, non-returnable) **J** = Red/Blue; **K** = Red/Amber; **L** = Red/Green; **M** = Blue/Amber

! Indicate length desired: 5 foot, 6 foot, 7 foot or 8 foot \$ Indicates Lower Price

| MODEL | DESCRIPTION  | LIST  |
|-------|--|-------|
| SAK10 | Mounting Bracket for Ford Excursion, 2002-2006   | 33.00 |
| SAK11 | Mounting Bracket for Chevy Trail Blazer, 2002-2011   | 33.00 |
| SAK13 | Mounting Bracket for Ford Expedition, 2003-2011  | 33.00 |
| SAK17 | Mounting Bracket for Quick Installation for Ford Crown Victoria, 2003-2011   | 33.00 |
| SAK18 | Mounting Bracket for Dodge Charger 2006-2011 & Magnum, 2005-2008   | 33.00 |
| SAK20 | Mounting Bracket for Ford Escape, 2004-2011  | 33.00 |
| SAK22 | Mounting Bracket for Ford 500, 2005-2009   | 33.00 |
| SAK23 | Mounting Bracket for Ford Expedition, 2007-2011  | 33.00 |
| SAK24 | Mounting Kit for Chevy Suburban, 2007-2010, and Chevy Tahoe/Silverado, 2007-2011   | 33.00 |
| SAK25 | Mounting Kit for Chevy Express Van, 2006-2011  | 33.00 |
| SAK28 | †† Mounting Bracket for a Ford 2008-2010 "F" Series Super-Duty, Driver Side (Requires Removal of Factory Fog Lights (if Equipped)    | 33.00 |
| SAK29 | †† Mounting Bracket for a Ford 2008-2010 "F" Series Super-Duty, Passenger Side (Requires Removal of Factory Fog Lights (if Equipped) | 33.00 |
| SAK30 | †† Mounting Bracket for Ford Taurus, 2008-2009   | 33.00 |
| SAK31 | Mounting Bracket for Ford Fusion, 2007-2009  | 33.00 |
| SAK32 | †† Mounting Bracket for 2008-2011 Ford E350/E450 Driver or Passenger Side  | 33.00 |
| SAK34 | Mounting Bracket for 2006-2010 Chevy Impala, Howler Compatible, Replaces SAK21   | 33.00 |
| SAK35 | Mounting Bracket for 2009-2011 Dodge 4500 Passenger Side   | 33.00 |
| SAK36 | Mounting Bracket for 2009-2011 Dodge 4500 Driver Side  | 33.00 |
| SAK37 | <b>NEW</b> Mounting Bracket for Dodge Charger, 2011  | 33.00 |
| SAK38 | <b>NEW</b> Mounting Bracket for Ford Fusion, 2010-2011   | 33.00 |

### Siren Speakers, Other 100 Watt and Accessories

#### Single and Dual Speaker, for Ambulances, 100 WATT or 200 WATT.

|          |  |        |
|----------|--|--------|
| SA31101P | †† UnderPro™ Single Speaker for International 4300/4400 Series, 2001, Passenger Side | 370.00 |
| SA31101D | †† UnderPro™ Single Speaker for International 4300/4400 Series, 2001, Driver Side    | 370.00 |
| SA32C06  | †† UnderPro™ Dual Speaker for 2006-2011 Chevrolet Express Van                        | 701.00 |
| SA32SP09 | †† UnderPro™ Dual Speaker for 2009 Dodge Sprinter                                    | 748.00 |

#### Speakers, Siren

|          |  |        |
|----------|--|--------|
| SA340TS  | SA-340TS   | 291.00 |
| SA340STS | SA-340STS  | 291.00 |
| SA350M   | Motorcycle Siren Speaker, 100 Watts              | 529.00 |
| SA40     | Lo-Pro™ Speaker for Edge® 9M Lightbars           | 460.00 |
| SA41     | Lo-Pro™ Speaker Kit for Customer-Supplied Driver | 305.00 |
| PROJECT  | Model Project A-Flex® Speaker                    | 522.00 |

#### Drivers & Diaphragm Kits, Replacements

|         |   |        |
|---------|---|--------|
| SD210RX | †† Replacement 100 Watt Speaker Driver for SA314 Series (Replaces SA1530) | 229.00 |
| SD370   | †† Replacement 100 Watt Speaker Driver with Adapter (Replaces SD500 Only) | 229.00 |
| SD210R  | †† Replacement 100 Watt Speaker Driver for SA370, SA1412 & SA1515         | 229.00 |


 Back-Up Alarms,  
Safety Site, Door

### Back-Up Alarms, Electronic

#### Back-Up Alarms

|          |  |        |
|----------|--|--------|
| WBUA107  | Back-Up Alarm, 107dB, 12-24 VDC                    | 51.00  |
| WBUA97   | Back-Up Alarm, 97dB, 12-24 VDC                     | 39.50  |
| WBUA112  | Back-Up Alarm, 87-112dB, 12-24 VDC, Self-Adjusting | 108.00 |
| WBUA112C | Back-Up Alarm, 112 dB, 12-24 VDC                   | 66.00  |



### Safety Site, Door Ease™ & Emitters

#### GTT Opticom™ Emitters

|          |   |         |
|----------|---|---------|
| 795H     | †† Self-Contained LED IR Opticom Emitter for Freedom™, Liberty™, Justice® and 4500 Series Lightbars, Factory Installed Only | 1321.00 |
| 795DM    | †† Dash Mount, Self-Contained LED IR GTT Opticom™ Emitter   | 1525.00 |
| DKWSKT   | †† 795DM Windshield Mounting Kit  | 40.00   |
| DKBCV98  | †† 795DM Head Liner Mounting Kit for 2006-2010 Ford Crown Vic   | 40.00   |
| DKSCMTKT | †† 795DM Suction Cup Mounting Kit   | 40.00   |

#### DoorEase™, Super-LED® Door Stop, Egress Identifying Safety System.

|          |   |        |
|----------|---|--------|
| W30DE    | DoorEase™, Each   | 94.00  |
| W30DETPK | DoorEase™ Trac-Pak™ Holster Kit, Includes 2 DoorEase™ and Holster | 222.00 |
| W30DEHLS | DoorEase™ Trac-Pak™ Holster Only                                  | 46.00  |



#### Safety Site™, Super-LED® Traffic Control Light.

|         |   |        |
|---------|---|--------|
| W20SSAK | 5 Amber Module Kit, Includes Carrying Bag | 467.00 |
| W20SSRK | 5 Red Module Kit, Includes Carrying Bag   | 467.00 |
| W20SSA  | Amber Module, Each                        | 86.00  |
| W20SS   | Red Module, Each                          | 86.00  |
| W50ERK  | Optional Elevation Ring, 5 Per Kit        | 65.00  |
| W50ER   | Optional Elevation Ring, Each             | 13.50  |



**Traffic Advisor™ Series & Accessories**

All Models include Control Head for Light Array (Unless Specified), Programmable Flash Patterns Standard on TACTRL1A and TACTLD1, allows for Remote Activation of the "Flash Pattern" and End Lamp Enable/Disable Feature.

**Dominator™ Traffic Advisor™, TIR3™ Super-LED® Low Profile**, Control Head Optional, 1.74" High x 2.17" Deep Housing, Three Super-LED@s Per Panel.

|         |   |        |
|---------|---|--------|
| TAD6    | Six Lamp TIR3™ Super-LED® Traffic Advisor™, 23.36" Long, Less Control Head  | 516.00 |
| TAD8    | Eight Lamp TIR3™ Super-LED® Traffic Advisor™, 30.36" Long, Less Control Head  | 645.00 |
| TAD8**  | Eight Lamp TIR3™ Super-LED® Traffic Advisor™ with Two End Flashing LEDs, Blue, Red and/or Amber, 30.36" Long, Less Control Head | 656.00 |
| TADCTL1 | TAD/TADP Series Control Head Only   | 124.00 |
| TADSW1  | On/Off Non-Lighted, SPDT 20 Amp Switch, for TADCTL1   | 11.50  |
| TADSW2  | On/Off/On Non-Lighted, SPDT 20 Amp Switch, for TADCTL1  | 11.50  |
| TADSW3  | Momentary Non-Lighted, SPST 20 Amp Switch, for TADCTL1  | 11.50  |

**Dominator™ Plus Traffic Advisor™, LINZ6™ Super-LED® Low Profile**, Control Head Optional, 1.74" High x 2.17" Deep Housing, Six Super-LED@s Per Lamp.

|         |  |         |
|---------|--|---------|
| TADP6   | Six Lamp LINZ6™ Super-LED® Traffic Advisor™, 23.26" Long, Less Control Head  | 887.00  |
| TADP8   | Eight Lamp LINZ6™ Super-LED® Traffic Advisor™, 30.36" Long, Less Control Head  | 1158.00 |
| TADP8** | Eight Lamp, Six Lamp LINZ6™ Super-LED® Traffic Advisor™ with Two End Flashing LEDs, Blue, Red and/or Amber, 30.36" Long, Less Control Head | 1172.00 |
| TADCTL1 | TAD/TADP Series Control Head Only  | 124.00  |
| TADSW1  | On/Off Non-Lighted, SPDT 20 Amp Switch, for TADCTL1  | 11.50   |
| TADSW2  | On/Off/On Non-Lighted, SPDT 20 Amp Switch, for TADCTL1   | 11.50   |
| TADSW3  | Momentary Non-Lighted, SPST 20 Amp Switch, for TADCTL1   | 11.50   |

**Traffic Advisor™, TIR3™, Super-LED®, 1.74" High x 2.17" Deep Housing, Three Super-LED@s Per Panel.**

|          |   |         |
|----------|---|---------|
| TAM63    | Six Lamp TIR3™ Super-LED® Traffic Advisor™, 23.26" Long   | 645.00  |
| TAM83    | Eight Lamp TIR3™ Super-LED® Traffic Advisor™, 30.36" Long   | 786.00  |
| TAM83**  | Eight Lamp TIR3™ Super-LED® Traffic Advisor™, 30.36" Long, with Two End Flashing LEDs, Blue, Red and/or Amber   | 797.00  |
| TAM83CV  | Eight Lamp TIR3™ Super-LED® Traffic Advisor™, 43.75" Long, With Clearance Spacer Panel for Vehicle's Third Brake Light, Includes Rear Deck Mounting Bracket for 2003-2010 Ford Crown Victoria, Mounts to Child Restraint Anchor   | 819.00  |
| TAM83C** | Eight Lamp TIR3™ Super-LED® Traffic Advisor™ with Two End Flashing Super-LED@s, Amber, Blue and/or Red, 43.75" Long, With Clearance Spacer Panel for Vehicle's Third Brake Light, Includes Rear Deck Mounting Bracket for 2003-2011 Ford Crown Victoria, Mounts to Child Restraint Anchor | 829.00  |
| TAM8348  | Eight Lamp TIR3™ Super-LED® Traffic Advisor™, 48" Long  | 1150.00 |

**Traffic Advisor™, LINZ6™, Super-LED®, 1.74" High x 2.17" Deep Housing, Six LEDs Per Panel.**

|         |  |         |
|---------|--|---------|
| TAZ66   | Six Lamp LINZ6™ Super-LED® Traffic Advisor™, 23.26" Long   | 1019.00 |
| TAZ86   | Eight Lamp LINZ6™ Super-LED® Traffic Advisor™, 30.36" Long   | 1301.00 |
| TAZ86** | Eight Lamp, Six Lamp LINZ6™ Super-LED® Traffic Advisor™ with Two End Flashing Super-LED@s, Red, Blue and/or Amber, 30.36" Long | 1315.00 |

**Traffic Advisor™, 5mm LED Low Profile, 2.84" High x 2.25" Deep "C" Style Housing. Now with Waterproof Connecters Standard.**

|       |  |        |
|-------|--|--------|
| TAL65 | Six Lamp LED Traffic Advisor™, 36" Long      | 662.00 |
| TAL85 | Eight Lamp LED Traffic Advisor™, 46.82" Long | 785.00 |

**Traffic Advisor™, Front Load, Super-LED®, 2.35" High x 2.38" Deep Housing.**

|          |  |         |
|----------|--|---------|
| TANF65   | Six Lamp Linear-LED® Traffic Advisor™, 37" Long  | 917.00  |
| TANF85   | Eight Lamp Linear-LED® Traffic Advisor™, 45.12" Long   | 1078.00 |
| TANF85** | Six Lamp Linear-LED® Traffic Advisor™ with Two End Flashing Super-LED@s, Blue, Red and/or Amber, 45.12" Long | 1090.00 |
| TACF85   | Eight Lamp CON3™ Super-LED® Traffic Advisor™, 45.12" Long  | 851.00  |
| TACF85** | Eight Lamp CON3™ Super-LED® Traffic Advisor™ with 2 End Flashers, Red, Blue and/or Amber, 45.12" Long        | 861.00  |

**Traffic Advisor™, Wireless Remote Control, Front Load, Super-LED®, 2.35" High x 2.38" Deep x 45.12" Long. Includes Wireless Remote Controller.**

|        |                              |         |
|--------|------------------------------|---------|
| RFCF85 | Eight Lamp, CON3™ Super-LED® | 1013.00 |
| RFNF85 | Eight Lamp, Linear-LED®      | 1241.00 |

**Traffic Advisor™, TIR6™ Super-LED® Low Profile, 2.84" High x 2.25" Deep Housing, Six Super-LED@s Per Panel. Now with Waterproof Connecters Standard.**

|         |   |         |
|---------|---|---------|
| TAM65   | Six Lamp Super-LED® Traffic Advisor™, 36" Long  | 1121.00 |
| TAM85   | Eight Lamp Super-LED® Traffic Advisor™, 46.82" Long   | 1356.00 |
| TAM85** | Six Lamp Super-LED® Traffic Advisor™ with Two End Flashing Super-LED@s, Blue, Red and/or Amber, 46.82" Long | 1366.00 |

**Traffic Advisor™, Straight Style Halogen & LED**

|         |   |         |
|---------|---|---------|
| TA637A  | 500 Series, Six Lamp Halogen Traffic Advisor, Rectangular Aluminum Housing, 33" Long                        | 590.00  |
| TA837A  | 500 Series, Eight Lamp Halogen Traffic Advisor, Rectangular Aluminum Housing, 43 1/4" Long                  | 620.00  |
| TA4437M | 500 Series, Eight Lamp Traffic Advisor, TIR6™ Super-LED@s, Rectangular Aluminum Housing, Two Piece, 22 7/8" | 1569.00 |
| TA870A  | 700 Series, Eight Lamp Halogen Traffic Advisor, Edge@+Plus™ Style Housing, 72"                              | 1224.00 |
| TA870L  | 700 Series, Eight Lamp 5mm LED Traffic Advisor, Edge@+Plus™ Style Housing, 72"                              | 1953.00 |



Traffic Advisors



All models are 12 Volt D.C. only unless otherwise noted above. For other voltages contact factory.

\* Replace symbol in model number with letter indicating lens color or LED color desired: **A** = Amber; **B** = Blue; **C** = Clear/White; **R** = Red; **G** = Green

# Replace symbol in model number with letter indicating SPLIT lens or LED color desired: **D** = Red/Clear; **E** = Blue/Clear; **F** = Amber/Clear; **H** = Green/Clear

† (to be discontinued, check availability) †† (special order, check availability, non-returnable) **J** = Red/Blue; **K** = Red/Amber; **L** = Red/Green; **M** = Blue/Amber

! Indicate length desired: 5 foot, 6 foot, 7 foot or 8 foot \$ Indicates Lower Price

| MODEL  | DESCRIPTION  | LIST    |
|--|--|---------|
| <b>Traffic Advisor™ LED, Wireless Remote Control</b> , Models Include a 30' 14 Gauge TPR Power Cable and a Wireless Remote Controller.                         |  |         |
| RF6016L!   | †† 600 Series, 16 LED Lamps, One Piece, Arrow Head Style   | 3989.00 |
| <b>Traffic Advisor™, Arrow Head Style</b> , Halogen & LED Models, Includes TACTRL3A Unless Noted.  |  |         |
| TA1252L  | †† 500 Series, 12 LED Lamps, One Piece   | 1801.00 |
| TA1652L  | †† 500 Series, 16 LED Lamps, One Piece   | 2018.00 |
| TA8852H  | †† 500 Series, 16 Halogen Lamps, Two Piece   | 1575.00 |
| TA1660L!   | †† 600 Series, 16 LED Lamps, One Piece, Serial Communicator, Includes TACTRL2 (Replaces TA1664L!), One 2 Conductor 20 Gauge & One 2 Conductor 10 Gauge Cable | 4096.00 |
| TA1664H!   | †† 600 Series, 16 Halogen Lighthoods, Arrow Head style, 16 Conductor Cable   | 1650.00 |
| <b>Traffic Advisor™, Front Load, Arrow Head Style, Linear™ Super-LED®</b> , 3.5" Deep x 46" Long. Includes TACTRL3A .  |  |         |
| TA165NF1   | †† Sixteen Lamp, 23" High with 25' Cable   | 2284.00 |
| TA165NF2   | †† Sixteen Lamp 23" High with 50' Cable  | 2416.00 |
| TA125NF1   | †† Twelve Lamp 15" High with 25' Cable   | 1923.00 |
| TA125NF2   | †† Twelve Lamp 15" High with 50' Cable   | 2055.00 |
| <b>Traffic Advisor™, Wireless Remote Control, Front Load, Arrow Head Style, Linear Super-LED®</b> , 3.5" Deep x 46" Long. Includes Wireless Remote Controller. |  |         |
| RF165NF1   | †† Sixteen Lamp, 23" High with 25' Power Cable   | 2554.00 |
| RF165NF2   | †† Sixteen Lamp, 23" High with 50' Power Cable   | 2640.00 |
| RF125NF1   | †† Twelve Lamp, 15" High with 25' Power Cable  | 2164.00 |
| RF125NF2   | †† Twelve Lamp, 15" High with 50' Power Cable  | 2251.00 |
| <b>Traffic Advisor™ Accessories</b>  |  |         |
| TABKT1   | TAL & TAM Series Rear Deck Mounting Bracket for 2003-2011 Ford Crown Victoria, Mount to Child Restraint Anchor   | 50.00   |
| TAPVC15  | 15' Traffic Advisor™ Extension Cable for TA637A and TA837A   | 106.00  |
| TAPVC25  | 25' Traffic Advisor™ Extension Cable for TA637A and TA837A   | 172.00  |
| TAPVC35  | 35' Traffic Advisor™ Extension Cable for TA637A and TA837A   | 199.00  |
| TAPVC50  | 50' Traffic Advisor™ Extension Cable for TA637A and TA837A   | 281.00  |
| STAPVC30   | †† Substitute 30' PVC Cable for Standard 15' Cable for TA837A and TA637A - ADD   | 89.00   |
| STAPVC35   | †† Substitute 35' PVC Cable for Standard 15' Cable for TA837A and TA637A - ADD   | 115.00  |
| STAPVC40   | †† Substitute 40' PVC Cable for Standard 15' Cable for TA837A and TA637A - ADD   | 146.00  |
| STAPVC50   | †† Substitute 50' PVC Cable for Standard 15' Cable for TA837A and TA637A - ADD   | 199.00  |
| TATPR20  | 20' Extension Cable for TA870A & TA870L  | 176.00  |
| TACTLD1  | Control Head Only for Five to Eight Lamp LED Traffic Advisors ONLY, Includes Remote Flash Control and End Lamp Enable/Disable Feature                        | 388.00  |
| TACTRL1A   | Control Head Only for Six and Eight Lamp Halogen Light Array with Remote Flash Control & End Lamp Enable/Disable Feature                                     | 388.00  |
| TACTRL3A   | Control Head Only for Sixteen Lamp Halogen/LED Light Array, Non Diagnostix™, Meets Federal Standards   | 388.00  |
| DELTAC1A   | Delete TACTRL1A from 6 to 8 Light Halogen Traffic Advisor™ - DEDUCT  | 100.00  |
| DELTALD1   | Delete TACTLD1 from 6 to 8 Light LED Traffic Advisor™ - DEDUCT   | 100.00  |



**Guardian™ Series Mini Lightbars**

Rotating, Strobe & Super-LED®

**Guardian™ Series Lightbars**(Replaces RDX & RHD Series).

|        |   |        |
|--------|---|--------|
| G1P*   | Two 135 RPM Rotators, Diamond Mirrors, Permanent Mount  | 211.00 |
| G1M*   | Two 135 RPM Rotators, Diamond Mirrors, Magnetic Mount   | 232.00 |
| G1V*   | Two 135 RPM Rotators, Diamond Mirrors, Magnetic/Suction Mount   | 251.00 |
| G2P*   | Two High Speed 175 RPM Rotators, Diamond Mirrors, Permanent Mount   | 211.00 |
| G2M*   | Two High Speed 175 RPM Rotators, Diamond Mirrors, Magnetic Mount  | 232.00 |
| G2V*   | Two High Speed 175 RPM Rotators, Diamond Mirrors, Magnetic/Suction Mount  | 251.00 |
| G7P*   | Two Remote Strobe Beacons & One Power Supply, Diamond Mirrors, Permanent Mount, 12/24 VDC, Color Outer Dome                           | 261.00 |
| G7M*   | Two Remote Strobe Beacons & One Power Supply, Diamond Mirrors, Magnetic Mount, 12/24 VDC, Color Outer Dome                            | 286.00 |
| G7V*   | Two Remote Strobe Beacons & One Power Supply, Diamond Mirrors, Magnetic/Suction Mount, 12/24 VDC, Color Outer Dome                    | 305.00 |
| G7PC** | Two Remote Strobe Beacons & One Power Supply, Diamond Mirrors, Permanent Mount, 12/24 VDC, Clear Outer Dome, Color Inner Domes        | 261.00 |
| G7MC** | Two Remote Strobe Beacons & One Power Supply, Diamond Mirrors, Magnetic Mount, 12/24 VDC, Clear Outer Dome, Color Inner Domes         | 286.00 |
| G7VC** | Two Remote Strobe Beacons & One Power Supply, Diamond Mirrors, Magnetic/Suction Mount, 12/24 VDC, Clear Outer Dome, Color Inner Domes | 305.00 |



**Options for Guardian™ Series**

|          |   |       |
|----------|---|-------|
| KCF*     | Color Filter Kit For G1 & G2 Series Only, Customer Installed. Each    | 6.00  |
| G1MM90   | 90 lb. Magnetic Mount Kit with Cigar Plug for G1, G2 & G5 Series Only | 44.00 |
| G7MM90   | 90 lb. Magnetic Mount Kit with Cigar Plug for G7 & G8 Series Only     | 44.00 |
| INSTLRDX | Installation of G1MM90 or G7MM90 on Permanent Mount Guardian Series   | 11.50 |

**VI POD Series Mini Lightbar**

Low Profile, Super-LED® with Six LINZ6 Series Lighthead in a Polycarbonate Housing.

**VI POD™ Series Super-LED® Mini Lightbar**, Mini Lightbar, Available in Amber Only.

|        |  |        |
|--------|--|--------|
| 6PODPA | Permanent/Mirror Mount with a 20' Cable, Amber                               | 662.00 |
| 6PODMA | Magnetic Mount, Includes Cigar Plug with On/Off and Scan-Lock™ Switch, Amber | 673.00 |



**Responder® LP Series Mini Lightbars**

Low Profile, Super-LED®. For Multiple Color Lightbars with Clear Outer Dome, Replace " \* " with an "S" and use Lighting Package R1\$\$\$00 for R1 Models and R2\$\$\$00 for R2 Models. Replace Symbol "\$" with the Number of Color LED Lighthead Required (Maximum of Six). Order of Color is Red, Blue and Amber.

**Responder® LP Duo™ Series Lightbars, Polycarbonate Base**, with Clear Outer Dome.

|         |  |         |
|---------|--|---------|
| RDLPPAB | NEW Six DUO Amber/Blue Super-LED® Modules, Permanent Mount | 1049.00 |
|---------|--|---------|

**Responder® LP Series Lightbars, Polycarbonate Base**, with Color Outer Dome Standard on Single Color Models.

|        |  |        |
|--------|--|--------|
| R1LPP* | Six CON3™ Super-LED® Modules, Permanent Mount, Amber, Blue or Red        | 454.00 |
| R1LPM* | Six CON3™ Super-LED® Modules, Magnet Mount, Amber, Blue or Red           | 477.00 |
| R1LPV* | Six CON3™ Super-LED® Modules, Magnetic/Suction Mount, Amber, Blue or Red | 498.00 |
| R2LPP* | Six LIN6™ Super-LED® Modules, Permanent Mount, Amber, Blue or Red        | 568.00 |
| R2LPM* | Six LIN6™ Super-LED® Modules, Magnet Mount, Amber, Blue or Red           | 589.00 |
| R2LPV* | Six LIN6™ Super-LED® Modules, Magnetic/Suction Mount, Amber, Blue or Red | 610.00 |



**Responder® LP Series Lightbars, Aluminum Base**, with Color Outer Dome Standard on Single Color Models.

|         |  |        |
|---------|--|--------|
| R1LPHP* | Six CON3™ Super-LED® Modules, Permanent Mount, Amber, Blue or Red        | 498.00 |
| R1LPHM* | Six CON3™ Super-LED® Modules, Magnet Mount, Amber, Blue or Red           | 520.00 |
| R1LPHV* | Six CON3™ Super-LED® Modules, Magnetic/Suction Mount, Amber, Blue or Red | 541.00 |
| R2LPHP* | Six LIN6™ Super-LED® Modules, Permanent Mount, Amber, Blue or Red        | 626.00 |
| R2LPHM* | Six LIN6™ Super-LED® Modules, Magnet Mount, Amber, Blue or Red           | 647.00 |
| R2LPHV* | Six LIN6™ Super-LED® Modules, Magnetic/Suction Mount, Amber, Blue or Red | 669.00 |

**Options for Multi-Color Responder® LP Series**, Replace § with Number of Color LEDs Required (Maximum Six Modules). Order of colors is Red, Blue, Amber, For White Contact Factory For Pricing.

|            |   |  |
|------------|---|--|
| R1\$\$\$00 | Six CON3™ Super-LED® Modules, Insert Color, No Charge When Ordered with R1 Split Color Models |  |
| R2\$\$\$00 | Six LIN6™ Super-LED® Modules, Insert Color, No Charge When Ordered with R2 Split Color Models |  |

**Responder® HD Series Mini Lightbars**

Heavy-Duty Rotating and Super-LED®.

**Responder® HD Series Lightbars**

|          |   |         |
|----------|---|---------|
| R2HDP*   | Two Rotators, Diamond Mirror, Permanent Mount   | 219.00  |
| R2HDM*   | Two Rotators, Diamond Mirror, Magnet Mount  | 246.00  |
| R10HDP*  | Six Super-LED® Modules, Amber, Blue or Red, Permanent Mount                                     | 1137.00 |
| R10HDM*  | Six Super-LED® Modules, Amber, Blue or Red, Magnetic Mount                                      | 1159.00 |
| R10HDV*  | Six Super-LED® Modules, Amber, Blue or Red, Magnetic/Suction Cup Mount                          | 1180.00 |
| RDXMM90  | 90 Pound Pull Magnet Mount Kit with Cord & Plug   | 44.00   |
| INSTLRDX | Installation of RDXMM90 on Permanent Mount RHD Series   | 11.50   |
| CF*      | Color Filter Kit for Rotators (Customer Installed Option, Use with Clear Outer Dome Only), Each | 6.00    |



**Responder® DX Series Mini Lightbars**

Strobe

**Responder® DX Series Strobe Lightbars**

|          |  |        |
|----------|--|--------|
| R6DXP*   | Two VP231 Strobes, Internal Power Supply, Diamond Mirror, 12/24 VDC, Permanent Mount, Color Outer Dome                       | 291.00 |
| R6DXM*   | Two VP231 Strobes, Internal Power Supply, Diamond Mirror, 12/24 VDC, Magnetic Mount, Color Outer Dome                        | 314.00 |
| R6DXMC** | Two VP231 Strobes, Internal Power Supply, Diamond Mirror, 12/24 VDC, Magnetic Mount, Clear Outer Dome with Color Inner Dome  | 314.00 |
| R6DXPC** | Two VP231 Strobes, Internal Power Supply, Diamond Mirror, 12/24 VDC, Permanent Mount, Clear Outer Dome with Color Inner Dome | 291.00 |



**Mini 9M Series Lightbars**

Strobe

**Mini 9M Series Lightbars**, Permanent Mount Models with 15' Cable.

|           |   |        |
|-----------|---|--------|
| 9MMEDGEP  | Permanent Mount, 2 Front & 2 Rear Strobes | 754.00 |
| 9MMEDGE M | Magnetic Mount, 2 Front & 2 Rear Strobes  | 754.00 |

**Options for Mini Edge® 9M Series Lightbars**, Permanent Mount Models Only.

|       |                              |        |
|-------|------------------------------|--------|
| 9MTD2 | Two Halogen Take-Down Lights | 101.00 |
| 9MALY | Two Halogen Alley Lights     | 101.00 |



**Mini Edge® Ultra Freedom Series Lightbars**

LED

**Mini Edge® Ultra Freedom Series Lightbars**, 28.25" Long with 4 Linear-LEDs®, Permanent Mount Models with 15' Passenger Side Cable, Specify LED Color Placement at Time of Order.

|          |   |         |
|----------|---|---------|
| FT8****P | Permanent Mount, Blue, Red and/or Amber | 1376.00 |
|----------|---|---------|

All models are 12 Volt D.C. only unless otherwise noted above. For other voltages contact factory.

\* Replace symbol in model number with letter indicating lens color or LED color desired: **A** = Amber; **B** = Blue; **C** = Clear/White; **R** = Red; **G** = Green

† Replace symbol in model number with letter indicating SPLIT lens or LED color desired: **D** = Red/Clear; **E** = Blue/Clear; **F** = Amber/Clear; **H** = Green/Clear

‡ (to be discontinued, check availability) †† (special order, check availability, non-returnable) **J** = Red/Blue; **K** = Red/Amber; **L** = Red/Green; **M** = Blue/Amber

! Indicate length desired: 5 foot, 6 foot, 7 foot or 8 foot \$ Indicates Lower Price



Lightbars, Mini

| MODEL    | DESCRIPTION   | LIST    |
|----------|---|---------|
| FT8***CP | Permanent Mount, 3 Blue, Red and/or Amber & 1 White | 1437.00 |
| FT8**CCP | Permanent Mount, 2 Blue, Red and/or Amber & 2 White | 1496.00 |
| FT8*CCCP | Permanent Mount, 1 Blue, Red or Amber & 3 White     | 1555.00 |
| FT8CCCCP | Permanent Mount, White                              | 1614.00 |
| FT8****M | Magnetic Mount, Blue, Red and/or Amber              | 1376.00 |
| FT8***CM | Magnetic Mount, 3 Blue, Red and/or Amber & 1 White  | 1437.00 |
| FT8**CCM | Magnetic Mount, 2 Blue, Red and/or Amber & 2 White  | 1496.00 |
| FT8*CCCM | Magnetic Mount, 1 Blue, Red or Amber & 3 White      | 1555.00 |
| FT8CCCCM | Magnetic Mount, White                               | 1614.00 |

**Mini Edge® Ultra Freedom Front Facing Series Lightbars**, 28.25" Long with 4 Linear-LEDs®. Permanent Mount Models with 15' Passenger Side Cable. Insert Colors from Driverside to Passenger Side.

|          |   |         |
|----------|---|---------|
| FT8****F | Front Facing, Permanent Mount, Blue, Red and/or Amber             | 1376.00 |
| FT8***CF | Front Facing, Permanent Mount, 3 Blue, Red and/or Amber & 1 White | 1437.00 |
| FT8**CCF | Front Facing, Permanent Mount, 2 Blue, Red and/or Amber & 2 White | 1496.00 |
| FT8*CCCF | Front Facing, Permanent Mount, 1 Blue, Red or Amber & 3 White     | 1555.00 |
| FT8CCCCF | Front Facing, Permanent Mount, White                              | 1614.00 |

**Options for Mini Ultra Freedom Series Lightbars**, Up to Four Linear-LED® modules in the Magnetic or Permanent Mount Models and a Maximum Two Halogen Lamps in the Permanent Mount Models Only.

|         |   |        |
|---------|---|--------|
| FTTD2   | Two Halogen Take-Down Lights, not for use with FTALY              | 92.00  |
| FTALY   | Two Halogen Alley Lights, not for use with FTTD2                  | 92.00  |
| FTD**   | Two 400 Series Linear-LEDs, Blue, Red and/or Amber                | 527.00 |
| FTD*C   | Two 400 Series Linear-LEDs, 1 Blue, Red and/or Amber and 1 White  | 574.00 |
| FTDCC   | Two 400 Series Linear-LEDs, White                                 | 620.00 |
| FTD**** | Four 400 Series Linear-LEDs, Blue, Red and/or Amber               | 807.00 |
| FTD***C | Four 400 Series Linear-LEDs, 3 Blue, Red and/or Amber and 1 White | 853.00 |
| FTD**CC | Four 400 Series Linear-LEDs, 2 Blue, Red and/or Amber and 2 White | 900.00 |
| FTD*CCC | Four 400 Series Linear-LEDs, 1 Blue, Red and/or Amber and 3 White | 947.00 |
| FTDCCCC | Four 400 Series Linear-LEDs, White                                | 994.00 |

**Mini Liberty™ Series Lightbars**

LED, Low Current Switching SL Series

**Mini LFL Liberty™ Series Lightbars**, 22" with 4 Linear-LED®s. Permanent Mount Models with 15' Passenger Side Cable, Specify LED Color Placement at Time of Order.

|          |   |         |
|----------|---|---------|
| LT2****P | Permanent Mount, Blue, Red and/or Amber             | 1284.00 |
| LT2**CCP | Permanent Mount, 2 Blue, Red and/or Amber & 2 White | 1400.00 |
| LT2CCCCP | Permanent Mount, White                              | 1516.00 |
| LT2****M | Magnetic Mount, Blue, Red and/or Amber              | 1284.00 |
| LT2**CCM | Magnetic Mount, 2 Blue, Red and/or Amber & 2 White  | 1400.00 |
| LT2CCCCM | Magnetic Mount, White                               | 1516.00 |

**Mini LFL Liberty™ Series Lightbar Accessories**, For LT2\*\*\*\*P Only.

|       |  |       |
|-------|--|-------|
| LTALY | Two Halogen Alley Lights                 | 92.00 |
| LTTD1 | One Front Facing Halogen Take-Down Light | 48.00 |



**Mini Justice® Series**

**Mini Justice® JY Series**, Includes Four Linear6™ Corner Modules. Permanent Mount Models with 15' Cable.

|          |  |        |
|----------|--|--------|
| MJY****P | Permanent Mount, Red, Blue and/or Amber        | 815.00 |
| MJY****M | Magnetic Mount, Red, Blue and/or Amber         | 699.00 |
| MJY****V | Magnetic/Suction Mount, Red, Blue and/or Amber | 740.00 |

**Options for Mini Justice® Series**, Take-Down and Alley Lights for Permanent Mount Models Only.

|          |  |        |
|----------|--|--------|
| JDC*     | One CON3™, Red, Blue and/or Amber  | 95.00  |
| JDH*     | One LTR3™, Red, Blue and/or Amber. Only for use with Take-Down Lights  | 95.00  |
| MJTDALL1 | Four LR11 Super-LEDs, Two Steady-Burn Take-Down and Two Steady-Burn Alley Lights with 15° Horizontal Adjustment. For Permanent Models Only (Replaces MJTDAL) | 263.00 |



**NFPA Lightbars**

Meeting NFPA 1901 Zone "A" Upper Lighting Requirements, For Available Options, Contact Factory. (For Mounting Options, See Optional Edge® & Centurion™ Mounting Kits).

**NFPA Edge® Ultra Freedom™ & LFL Liberty™ LED Lightbars**, ZONE "A" UPPER, All Models Include Clear Outer Lens and Permanent Mount.

|          |  |         |
|----------|--|---------|
| FN55VLED | †† 55", Four Corner Red Linear-LED®s, Four Front Linear-LEDs (2 Red/2 White)   | 2583.00 |
| FN60VLED | †† 60", Four Corner Red Linear-LED®s, Four Front Linear-LEDs (2 Red/2 White)   | 2794.00 |
| FN72VLED | †† 72", Four Corner Red Linear-LED®s, Four Front Linear-LEDs (2 Red/2 White)   | 2794.00 |
| FN55QLED | †† 55", Two Front Corner Red Linear-LED®s, Four Front Linear-LEDs (2 Red/2 White) and Two End Red Linear-LEDs, Square Ends | 2583.00 |
| FN60QLED | †† 60", Two Front Corner Red Linear-LED®s, Four Front Linear-LEDs (2 Red/2 White) and Two End Red Linear-LEDs, Square Ends | 2794.00 |
| FN72QLED | †† 72", Two Front Corner Red Linear-LED®s, Four Front Linear-LEDs (2 Red/2 White) and Two End Red Linear-LEDs, Square Ends | 2794.00 |



|          |   |         |
|----------|---|---------|
| FNMINI   | †† Two 24" Mini-Freedoms, Each Lightbar Consists of Two Front Corner Red Linear-LED@s, One White Front Linear-LED and One End Red Linear-LED@. Sold in Pairs Only | 3371.00 |
| SLN2VLED | †† 54" LFL Liberty, Four Corner Red Linear-LED@s and Four Front Linear-LEDs (2 Red/2 White)   | 2415.00 |
| SLN2QLED | †† 54" LFL Liberty, Two Front Corner Red Linear-LED@s and Four Front Linear-LEDs (2 Red/2 White) and Two End Red Linear-LEDs, Square Ends                         | 2415.00 |

**NFPA Justice® Series Super-LED®, ZONE "A" UPPER, All Models Include Clear Outer Lens and Permanent Mount.**

|         |  |         |
|---------|--|---------|
| JE2NFPA | †† 56", Four Corner Red Linear-LED@s, Six Front CON3™s (4 Red & 2 White) | 1695.00 |
| JE0NFPA | †† 62", Four Corner Red Linear-LED@s, Six Front CON3™s (4 Red & 2 White) | 1773.00 |

**Options for NFPA Lightbars**

|       |   |       |
|-------|---|-------|
| MKEZ7 | 1-1/2" Permanent Mount / ALL                                  |       |
| MK8H  | 5" Permanent Mount (Cast Aluminum) / ALL / ALL                | 49.00 |
| MK9S  | Slide Bolt Brackets For Flat Surface Mounting (2 ea.) 48"/52" | 49.00 |
| MK20S | Slide Bolt Brackets For Flat Surface Mounting (3 ea.) 60"/72" | 73.00 |



**Inner Edge® Series Lightbars**

Interior Lightbar, Includes Super-LED® Lightheads and Mounting Hardware.


**Inner Edge® Front Upper Three Lamp Series**, Includes Three Linear-LED@s or Two Linear-LEDs and One Center Mounted Strobe or Two Linear-LEDs plus a Dual MR8 Take-Down Light and Mounting Hardware, Standard, Red, Blue and/or Amber. For White LED Modules, Contact Factory for Pricing.

|          |  |        |
|----------|--|--------|
| I02UF*** | Three Single Color Linear Super-LED@s, Upper Front Unit For 2006 to 2011 Ford Crown Victoria   | 651.00 |
| I02UF*J* | †† Two Single Color and One Split Red/Blue Center Linear Super-LED@s, Upper Front Unit For 2006 to 2011 Ford Crown Victoria                                  | 674.00 |
| I02UF*S* | †† Two Single Color Super-LED@s and a Center-Mounted Clear Remote Strobe, Upper Front Unit For 2006 to 2011 Ford Crown Victoria                              | 651.00 |
| I02UF*8* | †† Two Single Color Super-LED@s and Two Center-Mounted MR8 Take-Downs, Upper Front Unit for 2006 to 2011 Ford Crown Victoria                                 | 674.00 |
| I02UFT8* | †† California Steady Red Super-LED®, One Single Color Super-LED and Two Center-Mounted MR8 Take-Downs, Upper Front Unit for 2006 to 2011 Ford Crown Victoria | 674.00 |



**Inner Edge® Low-Profile 3-LED Upper Front Series**, Super-LED® Lightheads, Includes Extra TIR3™ & LIN3™ Lenses for Customization, Low Power, Scan-Lock™ Flash Patterns and Mounting Kit, Standard (California Pattern Included), Replace \$ with Number of Color LEDs Required. Order of colors are Red, Blue or Amber. For White, Contact Factory for Pricing.

|         |   |         |
|---------|---|---------|
| I06UF4P | Four 3-LED Lamps, Upper Front Passenger Side Unit Only for a 2005-2010 Chevy Impala, with One LED Flashing/Take-Down  | 509.00  |
| I06UF5P | Five 3-LED Lamps, Upper Front Passenger Side Unit Only for a 2005-2010 Chevy Impala (No Take-Down)  | 509.00  |
| I06UF8  | Eight 3-LED Lamps, Upper Front Unit for a 2005-2010 Chevy Impala, Two Piece, Individual Driver and Passenger Side Units, with Two LED Flashing/Take-Downs (One in Each Housing)                       | 917.00  |
| I06UFZ  | Ten 3-LED Lamps, Upper Front Unit for a 2005-2010 Chevy Impala, Two Piece, Individual Driver and Passenger Side Units (No Take-Down)  | 917.00  |
| I07UF4P | Four 3-LED Lamps, Upper Front Passenger Side Unit Only for a 2005-2008 Dodge Magnum and 2006-2010 Charger, with One LED Flashing/Take-Down  | 509.00  |
| I07UF5P | Five 3-LED Lamps, Upper Front Passenger Side Unit Only for a 2005-2008 Dodge Magnum and 2006-2010 Charger (No Take-Down)  | 509.00  |
| I07UF8  | Eight 3-LED Lamps, Upper Front Unit for a 2005-2008 Dodge Magnum and 2006-2010 Charger, Two Piece, Individual Driver and Passenger Side Units, with Two LED Flashing/Take-Downs (One in Each Housing) | 917.00  |
| I07UFZ  | Ten 3-LED Lamps, Upper Front Unit for a 2005-2008 Dodge Magnum and 2006-2010 Charger, Two Piece, Individual Driver and Passenger Side Units (No Take-Down)  | 917.00  |
| I08UF4P | †† Four 3-LED Lamps, Upper Front Passenger Side Unit Only for a 2006-2011 Ford Expedition, with One LED Flashing/Take-Down  | 509.00  |
| I08UF5P | †† Five 3-LED Lamps, Upper Front Passenger Side Unit Only for a 2006-2011 Ford Expedition (No Take-Down)  | 509.00  |
| I08UF8  | †† Eight 3-LED Lamps, Upper Front Unit for a 2006-2011 Ford Expedition, Two Piece, Individual Driver and Passenger Side Units, with Two LED Flashing/Take-Downs (One in Each Housing)                 | 917.00  |
| I08UFZ  | †† Ten 3-LED Lamps, Upper Front Unit for a 2006-2011 Ford Expedition, Two Piece, Individual Driver and Passenger Side Units (No Take-Down)  | 917.00  |
| I09UFZ  | Ten 3-LED Lamps, Upper Front Unit for 2005-1/2 to 2011 Ford Crown Victoria, One Piece with LED Take-Downs   | 1121.00 |
| I09UFX  | Twelve 3-LED Lamps, Upper Front Unit for a 2005-1/2 to 2011 Ford Crown Victoria, One Piece with LED Take-Downs  | 1168.00 |
| I10UF4P | Four 3-LED Lamps, Upper Front Passenger Side Unit Only for a 2005-1/2 to 2011 Ford Crown Victoria, with One LED Flashing/Take-Down  | 509.00  |
| I10UF5P | Five 3-LED Lamps, Upper Front Passenger Side Unit Only for a 2005-1/2 to 2011 Ford Crown Victoria (No Take-Down)  | 509.00  |
| I10UF8  | Eight 3-LED Lamps, Upper Front Unit for a 2005-1/2 to 2011 Ford Crown Victoria, Two Piece, Individual Driver and Passenger Side Units, with Two LED Flashing/Take-Downs (One in Each Housing)         | 917.00  |
| I10UFZ  | Ten 3-LED Lamps, Upper Front Unit for a 2005-1/2 to 2011 Ford Crown Victoria, Two Piece, Individual Driver and Passenger Side Units (No Take-Downs)   | 917.00  |



Lightbars

All models are 12 Volt D.C. only unless otherwise noted above. For other voltages contact factory.

\* Replace symbol in model number with letter indicating lens color or LED color desired: **A** = Amber; **B** = Blue; **C** = Clear/White; **R** = Red; **G** = Green

# Replace symbol in model number with letter indicating SPLIT lens or LED color desired: **D** = Red/Clear; **E** = Blue/Clear; **F** = Amber/Clear; **H** = Green/Clear

† (to be discontinued, check availability) †† (special order, check availability, non-returnable) **J** = Red/Blue; **K** = Red/Amber; **L** = Red/Green; **M** = Blue/Amber

! Indicate length desired: 5 foot, 6 foot, 7 foot or 8 foot \$ Indicates Lower Price

| MODEL       | DESCRIPTION  | LIST   |
|-------------|--|--------|
| I13UF4P     | †† Four 3-LED Lamps, Upper Front Passenger Side Unit Only for a 2008-2011 Chevy Suburban and a 2007-2011 Chevy Tahoe, and 2008-2011 Silverado with One LED Flashing/Take-Down  | 509.00 |
| I13UF5P     | †† Five 3-LED Lamps, Upper Front Passenger Side Unit Only for a 2008-2011 Chevy Suburban, 2007-2011 Chevy Tahoe & 2008-2011 Silverado (No Take-Down)   | 509.00 |
| I13UF8      | †† Eight 3-LED Lamps, Upper Front Unit for a 2008-2011 Chevy Suburban and a 2007-2011 Chevy Tahoe and 2008-2011 Chevy Silverado, Two Piece, Individual Driver and Passenger Side Units, with Two LED Flashing/Take-Downs (One in Each Housing) | 917.00 |
| I13UFZ      | †† Ten 3-LED Lamps, Upper Front Unit for a 2007-2011 Chevy Suburban, 2007-2011 Chevy Tahoe & 2008-2011 Silverado, Two Piece, Individual Driver and Passenger Side Units (No Take-Downs)  | 917.00 |
| I14UF4P     | †† Four 3-LED Lamps, Upper Front Passenger Side Unit Only for a 2007-2010 Ford Explorer, with One LED Flashing/Take-Down   | 509.00 |
| I14UF5P     | †† Five 3-LED Lamps, Upper Front Passenger Side Unit Only for a 2007-2010 Ford Explorer (No Take-Down)   | 509.00 |
| I14UF8      | †† Eight 3-LED Lamps, Upper Front Unit for a 2007-2010 Ford Explorer, Two Piece, Individual Driver and Passenger Side Units, with Two LED Flashing/Take-Downs (One in Each Housing)  | 917.00 |
| I14UFZ      | †† Ten 3-LED Lamps, Upper Front Unit for a 2007-2010 Ford Explorer, Two Piece, Individual Driver and Passenger Side Units (No Take-Downs)  | 917.00 |
| I17UF4P     | †† Four 3-LED Lamps, Upper Front Passenger Side Unit Only for a 2008-2010 Ford F250/F350, with One LED Flashing/Take-Down  | 509.00 |
| I17UF5P     | †† Five 3-LED Lamps, Upper Front Passenger Side Unit Only for a 2008-2010 Ford F250/F350 (No Take-Down)  | 509.00 |
| I17UF8      | †† Eight 3-LED Lamps, Upper Front Unit for a 2008-2010 Ford F250/F350, Two Piece, Individual Driver and Passenger Side Units, with Two LED Flashing/Take-Downs (One in Each Housing)   | 917.00 |
| I17UFZ      | †† Ten 3-LED Lamps, Upper Front Unit for a 2008-2010 Ford F250/F350, Two Piece, Individual Driver and Passenger Side Units (No Take-Downs)   | 917.00 |
| IUP\$\$\$00 | †† Low Profile 3-LED Lamps. Insert Number of each Color of LED Lighthouse, No Charge When Ordered with Low-Profile Inner Edge®   |        |

**Inner Edge® Low-Profile 6-LED Upper Front Series**, Super-LED® Lighthoods, Includes Low Power, Scan-Lock™ Flash Patterns and Mounting Hardware, Standard. Red, Blue or Amber. For White LED Modules, Contact Factory for Pricing.

|          |   |         |
|----------|---|---------|
| IZ06UF4P | Four 6-LED Lamps, Upper Front Passenger Side Unit Only for a 2005-2010 Chevy Impala, with One LED Flashing/Take-Down  | 645.00  |
| IZ06UF5P | Five 6-LED Lamps, Upper Front Passenger Side Unit Only for a 2005-2010 Chevy Impala (No Take-Down)  | 645.00  |
| IZ06UF8  | Eight 6-LED Lamps, Upper Front Unit for a 2005-2010 Chevy Impala, Two Piece, Individual Driver and Passenger Side Units, with Two LED Flashing/Take-Downs (One in Each Housing)                       | 1202.00 |
| IZ06UFZ  | Ten 6-LED Lamps, Upper Front Unit for a 2005-2010 Chevy Impala, Two Piece, Individual Driver and Passenger Side Units (No Take-Down)  | 1202.00 |
| IZ07UF4P | Four 6-LED Lamps, Upper Front Passenger Side Unit Only for a 2005-2008 Dodge Magnum and 2006-2010 Charger, with One LED Flashing/Take-Down  | 645.00  |
| IZ07UF5P | Five 6-LED Lamps, Upper Front Passenger Side Unit Only for a 2005-2008 Dodge Magnum and 2006-2010 Charger (No Take-Down)  | 645.00  |
| IZ07UF8  | Eight 6-LED Lamps, Upper Front Unit for a 2005-2008 Dodge Magnum and 2006-2010 Charger, Two Piece, Individual Driver and Passenger Side Units, with Two LED Flashing/Take-Downs (One in Each Housing) | 1202.00 |
| IZ07UFZ  | Ten 6-LED Lamps, Upper Front Unit for a 2005-2008 Dodge Magnum and 2006-2010 Charger, Two Piece, Individual Driver and Passenger Side Units (No Take-Down)  | 1202.00 |
| IZ08UF4P | †† Four 6-LED Lamps, Upper Front Passenger Side Unit Only for a 2006-2011 Ford Expedition, with One LED Flashing/Take-Down  | 645.00  |
| IZ08UF5P | †† Five 6-LED Lamps, Upper Front Passenger Side Unit Only for a 2006-2011 Ford Expedition (No Take-Down)  | 645.00  |
| IZ08UF8  | †† Eight 6-LED Lamps, Upper Front Unit for a 2006-2011 Ford Expedition, Two Piece, Individual Driver and Passenger Side Units, with Two LED Flashing/Take-Downs (One in Each Housing)                 | 1202.00 |
| IZ08UFZ  | †† Ten 6-LED Lamps, Upper Front Unit for a 2006-2011 Ford Expedition, Two Piece, Individual Driver and Passenger Side Units (No Take-Down)  | 1202.00 |
| IZ09UFZ  | Ten 6-LED Lamps, Upper Front Unit for 2005-1/2 to 2011 Ford Crown Victoria, One Piece with LED Take-Downs   | 1410.00 |
| IZ09UFX  | Twelve 6-LED Lamps, Upper Front Unit for a 2005-1/2 to 2011 Ford Crown Victoria, One Piece with LED Take-Downs  | 1453.00 |
| IZ10UF4P | Four 6-LED Lamps, Upper Front Passenger Side Unit Only for a 2005-1/2 to 2011 Ford Crown Victoria, with One LED Flashing/Take-Down  | 645.00  |
| IZ10UF5P | Five 6-LED Lamps, Upper Front Passenger Side Unit Only for a 2005-1/2 to 2011 Ford Crown Victoria (No Take-Down)  | 645.00  |
| IZ10UF8  | Eight 6-LED Lamps, Upper Front Unit for a 2005-1/2 to 2011 Ford Crown Victoria, Two Piece, Individual Driver and Passenger Side Units, with Two LED Flashing/Take-Downs (One in Each Housing)         | 1202.00 |
| IZ10UFZ  | Ten 6-LED Lamps, Upper Front Unit for a 2005-1/2 to 2011 Ford Crown Victoria, Two Piece, Individual Driver and Passenger Side Units (No Take-Downs)   | 1202.00 |
| IZ13UF4P | †† Four 6-LED Lamps, Upper Front Passenger Side Unit Only for a 2008-2011 Chevy Silverado, 2007-2011 Chevy Suburban and a 2007-2011 Chevy Tahoe, with One LED Flashing/Take-Down                      | 645.00  |



|             |   |         |
|-------------|---|---------|
| IZ13UF5P    | †† Five 6-LED Lamps, Upper Front Passenger Side Unit Only for a 2008-2011 Chevy Silverado, 2007-2011 Chevy Suburban and a 2007-2011 Chevy Tahoe (No Take-Down)  | 645.00  |
| IZ13UF8     | †† Eight 6-LED Lamps, Upper Front Unit for a 2008-2011 Chevy Silverado, 2007-2011 Chevy Suburban and a 2007-2011 Chevy Tahoe, Two Piece, Individual Driver and Passenger Side Units, with Two LED Flashing/Take-Downs (One in Each Housing) | 1202.00 |
| IZ13UFZ     | †† Ten 6-LED Lamps, Upper Front Unit for a 2008-2011 Chevy Silverado, 2007-2011 Chevy Suburban and a 2007-2011 Chevy Tahoe, Two Piece, Individual Driver and Passenger Side Units (No Take-Downs)   | 1202.00 |
| IZ14UF4P    | †† Four 6-LED Lamps, Upper Front Passenger Side Unit Only for a 2007-2010 Ford Explorer, with One LED Flashing/Take-Down  | 645.00  |
| IZ14UF5P    | †† Five 6-LED Lamps, Upper Front Passenger Side Unit Only for a 2007-2010 Ford Explorer (No Take-Down)  | 645.00  |
| IZ14UF8     | †† Eight 6-LED Lamps, Upper Front Unit for a 2007-2010 Ford Explorer, Two Piece, Individual Driver and Passenger Side Units, with Two LED Flashing/Take-Downs (One in Each Housing)   | 1202.00 |
| IZ14UFZ     | †† Ten 6-LED Lamps, Upper Front Unit for a 2007-2010 Ford Explorer, Two Piece, Individual Driver and Passenger Side Units (No Take-Downs)   | 1202.00 |
| IZ17UF4P    | †† Four 6-LED Lamps, Upper Front Passenger Side Unit Only for a 2008-2010 Ford F250/F350, with One LED Flashing/Take-Down   | 645.00  |
| IZ17UF5P    | †† Five 6-LED Lamps, Upper Front Passenger Side Unit Only for a 2008-2010 Ford F250/F350 (No Take-Down)   | 645.00  |
| IZ17UF8     | †† Eight 6-LED Lamps, Upper Front Unit for a 2008-2010 Ford F250/F350, Two Piece, Individual Driver and Passenger Side Units, with Two LED Flashing/Take-Downs (One in Each Housing)  | 1202.00 |
| IZ17UFZ     | †† Ten 6-LED Lamps, Upper Front Unit for a 2008-2010 Ford F250/F350, Two Piece, Individual Driver and Passenger Side Units (No Take-Downs)  | 1202.00 |
| IZ18UF4P    | †† Four 6-LED Lamps, Upper Front Passenger Side Unit Only for a 2009-2010 Ford F150, with One LED Flashing/Take-Down  | 645.00  |
| IZ18UF5P    | †† Five 6-LED Lamps, Upper Front Passenger Side Unit Only for a 2009-2010 Ford F150 (No Take-Down)  | 645.00  |
| IZ18UF8     | †† Eight 6-LED Lamps, Upper Front Unit for a 2009-2010 Ford F150, Two Piece, Individual Driver and Passenger Side Units, with Two LED Flashing/Take-Downs (One in Each Housing)   | 1202.00 |
| IZ18UFZ     | †† Ten 6-LED Lamps, Upper Front Unit for a 2009-2010 Ford F150, Two Piece, Individual Driver and Passenger Side Units (No Take-Downs)   | 1202.00 |
| IZ19UF4P    | Four 6-LED Lamps, Upper Front Passenger Side Unit Only for a 2011 Ford Fusion with One LED Flashing/Take-Down   | 645.00  |
| IZ19UF5P    | Five 6-LED Lamps, Upper Front Passenger Side Unit Only for a 2011 Ford Fusion (No Take-Down)  | 645.00  |
| IZ19UF8     | Eight 6-LED Lamps, Upper Front Unit for a 2011 Ford Fusion, Two Piece, Individual Driver and Passenger Side Units, with Two LED Flashing/Take-Downs (One in Each Housing)   | 1202.00 |
| IZ19UFZ     | Ten 6-LED Lamps, Upper Front Unit for a 2011 Ford Fusion, Two Piece, Individual Driver and Passenger Side Units (No Take-Downs)   | 1202.00 |
| IZ30UFZ     | <b>NEW</b> Ten 6-LED Lamps, Upper Front Unit for a 2011 Chevy Silverado, 2011 Chevy Suburban and a 2011 Chevy Tahoe, One Piece, with LED Take-Downs   | 1410.00 |
| IZ30UFX     | <b>NEW</b> Twelve 6-LED Lamps, Upper Front Unit for a 2011 Chevy Silverado, 2011 Chevy Suburban and a 2011 Chevy Tahoe, One Piece, with LED Take-Downs  | 1453.00 |
| IZ31UFZ     | <b>NEW</b> Ten 6-LED Lamps, Upper Front Unit for a 2011 Ford Expedition, One Piece, with LED Take-Downs   | 1410.00 |
| IZ31UFX     | <b>NEW</b> Twelve 6-LED Lamps, Upper Front Unit for a 2011 Ford Expedition, One Piece, with LED Take-Downs  | 1453.00 |
| IZ32UF4P    | <b>NEW</b> Four 6-LED Lamps, Upper Front Passenger Side Unit Only for a 2011 Ford Taurus, with One LED Flashing/Take-Down   | 645.00  |
| IZ32UF5P    | <b>NEW</b> Five 6-LED Lamps, Upper Front Passenger Side Unit Only for a 2011 Ford Taurus (No LED Take-Down)   | 645.00  |
| IZ32UF8     | <b>NEW</b> Eight 6-LED Lamps, Upper Front Unit for a 2011 Ford Taurus, Two Piece, Individual Driver and Passenger Side Units, with Two LED Flashing/Take-Downs (One in Each Housing)  | 1202.00 |
| IZ32UFZ     | <b>NEW</b> Ten 6-LED Lamps, Upper Front Unit for a 2011 Ford Taurus, Two Piece, Individual Driver and Passenger Side Units (No Take-Downs)  | 1202.00 |
| IZ33UF4P    | <b>NEW</b> Four 6-LED Lamps, Upper Front Passenger Side Unit Only for a 2011 Ford F-250/350, with One LED Flashing/Take-Down  | 645.00  |
| IZ33UF5P    | <b>NEW</b> Five 6-LED Lamps, Upper Front Passenger Side Unit Only for a 2011 Ford F-250/350 (No LED Take-Down)  | 645.00  |
| IZ33UF8     | <b>NEW</b> Eight 6-LED Lamps, Upper Front Unit for a 2011 Ford F-250/350, Two Piece, Individual Driver and Passenger Side Units, with Two LED Flashing/Take-Downs (One in Each Housing)   | 1202.00 |
| IZ33UFZ     | <b>NEW</b> Ten 6-LED Lamps, Upper Front Unit for a 2011 Ford F-250/350, Two Piece, Individual Driver and Passenger Side Units (No Take-Downs)   | 1202.00 |
| IZP\$\$\$00 | †† Low-Profile 6-LED Lamps, Insert Number of Each Color of LED Lighthouse, No Charge When Ordered with Inner Edge®  |         |

Lighthouses

All models are 12 Volt D.C. only unless otherwise noted above. For other voltages contact factory.

\* Replace symbol in model number with letter indicating lens color or LED color desired: **A** = Amber; **B** = Blue; **C** = Clear/White; **R** = Red; **G** = Green

# Replace symbol in model number with letter indicating SPLIT lens or LED color desired: **D** = Red/Clear; **E** = Blue/Clear; **F** = Amber/Clear; **H** = Green/Clear

† (to be discontinued, check availability) †† (special order, check availability, non-returnable) **J** = Red/Blue; **K** = Red/Amber; **L** = Red/Green; **M** = Blue/Amber

! Indicate length desired: 5 foot, 6 foot, 7 foot or 8 foot \$ Indicates Lower Price

| MODEL   | DESCRIPTION   | LIST    |
|---|---|---------|
| <b>Inner Edge® Low-Profile 6-LED Upper Front Series with See-Through Mirrored Shroud on Driver's Side Housing Only, Super-LED® Lighthead, Includes Low Power, Scan-Lock™ Flash Patterns and Mounting Hardware, Standard. Red, Blue, or Amber. For White LED Modules, Contact Factory for Pricing.</b> |   |         |
| IM06UF8   | Eight 6-LED Lamps, Upper Front Unit for a 2005-2010 Chevy Impala, Two Piece, Individual Driver and Passenger Side Units, with Two LED Flashing/Take-Downs (One in Each Housing) and See-Through Mirrored Shroud on Driver's Side Only                       | 1376.00 |
| IM06UFZ   | Ten 6-LED Lamps, Upper Front Unit for a 2005-2010 Chevy Impala, Two Piece, Individual Driver and Passenger Side Units (No Take-Down), with See-Through Mirrored Shroud on Driver's Side Only  | 1376.00 |
| IM07UF8   | Eight 6-LED Lamps, Upper Front Unit for a 2005-2008 Dodge Magnum and 2006-2010 Charger, Two Piece, Individual Driver and Passenger Side Units, with Two LED Flashing/Take-Downs (One in Each Housing) and See-Through Mirrored Shroud on Driver's Side Only | 1376.00 |
| IM07UFZ   | Ten 6-LED Lamps, Upper Front Unit for a 2005-2008 Dodge Magnum and 2006-2010 Charger, Two Piece, Individual Driver and Passenger Side Units (No Take-Down), with See-Through Mirrored Shroud on Driver's Side Only  | 1376.00 |
| IM09UFZ   | Ten 6-LED Lamps, Upper Front Unit for 2005-1/2 to 2011 Ford Crown Victoria, One Piece with LED Take-Downs and See-Through Mirrored Shroud on Driver's Side Only   | 1585.00 |
| IM09UFX   | Twelve 6-LED Lamps, Upper Front Unit for a 2005-1/2 to 2011 Ford Crown Victoria, One Piece with LED Take-Downs and See-Through Mirrored Shroud on Driver's Side Only  | 1627.00 |
| IM10UF8   | Eight 6-LED Lamps, Upper Front Unit for a 2005-1/2 to 2011 Ford Crown Victoria, Two Piece, Individual Driver and Passenger Side Units, with Two LED Flashing/Take-Downs (One in Each Housing) and See-Through Mirrored Shroud on Driver's Side Only         | 1376.00 |
| IM10UFZ   | Ten 6-LED Lamps, Upper Front Unit for a 2005-1/2 to 2011 Ford Crown Victoria, Two Piece, Individual Driver and Passenger Side Units (No Take-Downs), with See-Through Mirrored Shroud on Driver's Side Only   | 1376.00 |
| IM13UF8   | <b>NEW</b> Eight 6-LED Lamps, Upper Front Unit for a 2008-2011 Chevy Silverado, 2007-2011 Suburban/Tahoe, Two Piece, Individual Driver and Passenger Side Units, with Two LED Flashing/Take-Downs (One in Each Housing)                                     | 1376.00 |
| IM13UFZ   | <b>NEW</b> Ten 6-LED Lamps, Upper Front Unit for a 2008-2011 Chevy Silverado, 2007-2011 Suburban/Tahoe, Two Piece, Individual Driver and Passenger Side Units (No Take-Downs)   | 1376.00 |
| IZP\$\$\$00   | Low-Profile 6-LED Lamps, Insert Number of Each Color of LED Lighthead, No Charge When Ordered with Inner Edge®  |         |



**Inner Edge® Rear Facing Lower Linear-LED® Series, Six or Eight Linear-LED® and Mounting Kit, Standard, Replace § with Number of Color LEDs Required. Order of colors are Red, Blue, Amber. For White, Contact Factory for Pricing.**

|             |   |         |
|-------------|---|---------|
| I02LR6L     | Six Linear-LED® Lower Rear Unit for 2006 to 2011 Ford Crown Victoria, Programmable for Warning or 6 Lamp Traffic Advisor™   | 984.00  |
| I02LR8L     | Eight Linear-LED® Lower Rear Unit for 2006 to 2011 Ford Crown Victoria, Programmable for Warning or 8 Lamp Traffic Advisor™ | 1093.00 |
| I02LR8LT    | Six Lamp Linear-LED® Traffic Advisor™ with Two End Flashers, Lower Rear Unit for a 2006 to 2011 Ford Crown Victoria         | 1104.00 |
| I06LR6L     | Six Linear-LED® Lower Rear Unit for a 2005-2010 Chevy Impala, Programmable for Warning or 6 Lamp Traffic Advisor™           | 984.00  |
| I06LR8L     | Eight Linear-LED® Lower Rear Unit for a 2005-2010 Chevy Impala, Programmable for Warning or 8 Lamp Traffic Advisor™         | 1093.00 |
| I06LR8LT    | Six Lamp Linear-LED® Traffic Advisor™ with Two End Flashers, Lower Rear Unit for a 2005-2010 Chevy Impala                   | 1104.00 |
| I07LR6L     | Six Linear-LED® Lower Rear Unit for a 2006-2010 Dodge Charger, Programmable for Warning or 6 Lamp Traffic Advisor™          | 984.00  |
| I07LR8L     | Eight Linear-LED® Lower Rear Unit for a 2006-2010 Dodge Charger, Programmable for Warning or 8 Lamp Traffic Advisor™        | 1093.00 |
| I07LR8LT    | Six Lamp Linear-LED® Traffic Advisor™ with Two End Flashers, Lower Rear Unit for a 2006-2009 Dodge Charger                  | 1104.00 |
| ILP\$\$\$00 | 6 or 8 Super-LED® Modules, Insert Colors, No Charge When Ordered with Linear-LED® Inner Edge® Lightbar                      |         |



**Inner Edge® Rear Upper Linear-LED® Series, Eight Linear-LEDs and Mounting Kit, Standard. Replace Symbol § with Number of Color LEDs Required. Order of Colors are Red, Blue and Amber. For White LED Modules, Contact Factory for Pricing.**

|             |  |         |
|-------------|--|---------|
| I02UR8L     | Eight Linear-LED®s Upper Rear Unit For 2006 to 2011 Ford Crown Victoria, Programmable for Warning or 8 Lamp Traffic Advisor™ | 1311.00 |
| I02UR8LT    | Six Linear-LED®s Traffic Advisor™ with Two End Flashers, Upper Rear Unit For 2006 to 2011 Ford Crown Victoria                | 1322.00 |
| ILP\$\$\$00 | Eight Super-LED® Modules, Insert colors, No Charge When Ordered with Rear Upper Linear Inner Edge® Lightbar                  |         |



**Inner Edge® Rear Upper TIR3™ Series Choice of Eight or Ten TIR3™ LEDs and Mounting Kit, Standard. Insert Colors for TIR3™ LED Inner Edge™, Replace Symbol § With Number of Color LEDs Required. Order of Colors are Red, Blue and Amber. For White LED Modules, Contact Factory for Pricing.**

|         |   |         |
|---------|---|---------|
| I02UR8  | Eight TIR3™ LED Upper Rear Unit For 2006 to 2011 Ford Crown Victoria, Programmable for Warning or 8 Lamp Traffic Advisor™ | 1202.00 |
| I02UR86 | Six TIR3™ LED Traffic Advisor™ with Two End Flashers, Upper Rear Unit For 2006 to 2011 Ford Crown Victoria                | 1213.00 |
| I02URZ  | Ten TIR3™ LED Upper Rear Unit For 2006 to 2011 Ford Crown Victoria, Programmable for Warning or 10 Lamp Traffic Advisor™  | 1420.00 |

|             |  |         |
|-------------|--|---------|
| I02URZ6     | Six TIR3™ LED Traffic Advisor™ with Four End Flashers, Upper Rear Unit For 2006 to 2011 Ford Crown Victoria  | 1432.00 |
| I02URZ8     | Eight TIR3™ LED Traffic Advisor™ with Two End Flashers, Upper Rear Unit For 2006 to 2011 Ford Crown Victoria | 1432.00 |
| ITP\$\$\$00 | TIR3™ Lamps, Insert Colors, No Charge when Ordered with Upper Rear Inner Edge®                               |         |

### Outer Edge®

**Outer Edge® Rear Facing Upper Exterior Mount Super-LED® Lightbar Series for Chevy Tahoe/Suburban 2008-2011, Eight Lamp.** Replace § with Number of Color LEDs Required. Order of colors are Red, Blue, Amber, For White Contact Factory for Pricing.

|              |   |         |
|--------------|---|---------|
| OE13UR8      | †† Eight Linear-LED® Modules, Two Piece, For 2008-2011 Chevy Tahoe/Suburban, Programmable for Warning or 8 Lamp Traffic Advisor™  | 1223.00 |
| OE13UR8T     | †† Eight Linear-LED® Modules, Six Lamp Traffic Advisor™ with Two End Flashers, Two Piece, For 2008-2011 Chevy Tahoe/Suburban  | 1244.00 |
| OZP\$\$\$\$0 | †† Eight Super-LED® Linear Modules, No Charge When Ordered with Outer Edge. Replace symbol (§) in Model Number of Each Color LED Lighthouse Desired, Order of Colors are Red, Blue, Amber & White |         |



### 9M Series Lightbars

**STROBE, With 15' Cable, Passenger Side Exit (For Mounting Options, See Optional Edge®, Justice® & Liberty™ Mounting Kits).**

**9M14 Series, Includes One Power Supply, Four Corner Strobes.**

|          |         |         |
|----------|---------|---------|
| 9M144000 | 44.375" | 1164.00 |
| 9M148000 | 49.75"  | 1164.00 |
| 9M142000 | 55"     | 1164.00 |



**9M14-F Series, Includes One Power Supply, Four Front Facing Strobes.**

|          |         |         |
|----------|---------|---------|
| 9M14400F | 44.375" | 1164.00 |
| 9M14800F | 49.75"  | 1164.00 |
| 9M14200F | 55"     | 1164.00 |

**9M26 Series, Includes Two Power Supplies, Six Strobes.**

|          |         |         |
|----------|---------|---------|
| 9M264000 | 44.375" | 1560.00 |
| 9M268000 | 49.75"  | 1560.00 |
| 9M262000 | 55"     | 1560.00 |

**9M28 Series, Includes Two Power Supplies, Eight Strobes.**

|          |         |         |
|----------|---------|---------|
| 9M284000 | 44.375" | 1691.00 |
| 9M288000 | 49.75"  | 1691.00 |
| 9M282000 | 55"     | 1691.00 |



**9M30 Series, Includes Three Power Supplies, Ten Strobes.**

|          |         |         |
|----------|---------|---------|
| 9M304000 | 44.375" | 2089.00 |
| 9M308000 | 49.75"  | 2089.00 |
| 9M302000 | 55"     | 2089.00 |

**9M32 Series, Includes Three Power Supplies, 12 Strobes.**

|          |         |         |
|----------|---------|---------|
| 9M324000 | 44.375" | 2219.00 |
| 9M328000 | 49.75"  | 2219.00 |
| 9M322000 | 55"     | 2219.00 |

### 9M Series Lightbar Accessories

**Edge® 9M Series Lightbar Accessories, For Lo-Pro™ Ready Lightbars Substitute an "L" for the last "0" in Model Number, Not All Options Available on All Models (For Mounting Options See Optional Edge®, Justice® & Liberty™ Mounting Kits).**

|          |   |         |
|----------|---|---------|
| 9MSCANLK | 15' Five Conductor Cable Allows for Individual Scan-Lock™ Flash Patterns of Each Power Supply and Flasher Module          | 49.00   |
| 9MDSCBL  | †† Driver Side Cable Exit, Includes 25' Power/Ground Cable  | 55.00   |
| SA40     | Lo-Pro™ Speaker   | 460.00  |
| SA41     | Lo-Pro™ Speaker Kit for Customer-Supplied Driver  | 305.00  |
| 9MALY    | Two Halogen Alley Lights  | 101.00  |
| 9MDALY   | Two Duplex Halogen Alley Lights   | 101.00  |
| 9MTD1    | One Halogen Take-Down Light, Wired Through the Auxiliary Input  | 54.00   |
| 9MTD2    | Two Duplex Halogen Take-Down Lights, Wired Through the Auxiliary Inputs   | 101.00  |
| 9MTD2    | Two Halogen Take-Down Lights, Wired Through the Auxiliary Inputs  | 101.00  |
| 9MH2**   | Two Halogen Lights, Includes Flasher with Steady-Burn Priority Mode   | 169.00  |
| 9MH4**** | Four Halogen Lights, Includes Flasher with Steady-Burn Priority Mode for One Set of Lights                                | 240.00  |
| 9ML2**   | Two LED Panels, Includes Flasher with Steady-Burn Priority Mode, Red and/or Amber   | 362.00  |
| 9ML2**   | Two LED Panels, Includes Flasher with Steady-Burn Priority Mode, 1 Red or Amber & 1 Blue or White                         | 593.00  |
| 9ML2**   | Two LED Panels, Includes Flasher with Steady-Burn Priority Mode, Blue and/or White  | 827.00  |
| 9ML4**** | Four LED Panels, Includes Flasher with Steady-Burn Priority Mode for One Pair of Lights, Red and/or Amber                 | 653.00  |
| 9ML4**** | Four LED Panels, Includes Flasher with Steady-Burn Priority Mode for One Pair of Lights, 3 Red or Amber & 1 Blue or White | 881.00  |
| 9ML4**** | Four LED Panels, Includes Flasher with Steady-Burn Priority Mode for One Pair of Lights, 2 Red or Amber & 2 Blue or White | 1113.00 |

All models are 12 Volt D.C. only unless otherwise noted above. For other voltages contact factory.

\* Replace symbol in model number with letter indicating lens color or LED color desired: **A** = Amber; **B** = Blue; **C** = Clear/White; **R** = Red; **G** = Green

# Replace symbol in model number with letter indicating SPLIT lens or LED color desired: **D** = Red/Clear; **E** = Blue/Clear; **F** = Amber/Clear; **H** = Green/Clear

† (to be discontinued, check availability) †† (special order, check availability, non-returnable) **J** = Red/Blue; **K** = Red/Amber; **L** = Red/Green; **M** = Blue/Amber

! Indicate length desired: 5 foot, 6 foot, 7 foot or 8 foot \$ Indicates Lower Price

Lightbars

| MODEL    | DESCRIPTION   | LIST    |
|----------|---|---------|
| 9ML4**** | Four LED Panels, Includes Flasher with Steady-Burn Priority Mode for One Pair of Lights, 1 Red or Amber & 3 Blue or White   | 1346.00 |
| 9ML4**** | Four LED Panels, Includes Flasher with Steady-Burn Priority Mode for One Pair of Lights, Blue or White  | 1578.00 |
| 9MBTTLED | Two LED Brake/Turn/Tail Panels Includes Wiring Harness  | 268.00  |
| PRM1S**  | †† Piercer II™ Dual Strobe Nosepiece with Built-in Power Supply   | 478.00  |
| 9MCRUISE | LED Cruise Lights   | 188.00  |
| 795H     | †† GTT Self-Contained LED IR Opticom™ Emitter, Refer to GTT Opticom Emitters Section for Pricing  |         |
| FX795H   | †† Installation (Prewired) of 795H in a 9M Lightbar, No Charge when Purchased with 795H, Center-Mount Option Only   |         |
| FX795HLR | †† Two LR11 Super-LED® Flashing Take-Down Lights and Installation (Pre-wired) of 795H (795H Purchased Separately), Center-Mount Option Only When Purchased with 9M Lightbar     | 259.00  |
| FX795L** | †† Two LR11 Super-LED® Flashing Lights (Red/Blue and/or Amber) and Installation of 795H (795H Purchased Separately), Center-Mount Option Only, When Purchased with 9M Lightbars | 210.00  |
| TA9M06H  | Built-in 6 Halogen Lamp Traffic Advisor™ with Control Head, Two Lens Sections   | 690.00  |
| DELTAC1A | Delete TACTRL1A from 6-8 Light Halogen Traffic Advisor™ - DEDUCT  | 100.00  |
| TAD9M06L | Built-in 6 Duplex LED Panels Traffic Advisor™ with Control Head, Two Lens Sections  | 926.00  |
| DELTALD1 | Delete TACTALD1 from 6-8 Light LED Traffic Advisor™ - DEDUCT  | 100.00  |
| TAD9M05S | Built-in 5 Duplex Strobe Light Traffic Advisor™ Two Wire Control, Includes Power Supply, for 44" Lightbar, Three Lens Sections  | 592.00  |
| 9HFIL*   | Half Color Filters for use with Strobe or Halogen Duplex Modules, Each  | 8.00    |
| 9UECFIL* | Corner Color Filter for use with Clear End Cap, Each  | 8.00    |
| LENSGLUE | †† Optional Lens Section Glued, Each  | 48.00   |
| 9MLTH_ _ | †† Custom Length up to 82" (Insert Required Length in Model # 60", 66", 72", 77", or 82")   | 238.00  |
| 9MLTH_ _ | †† Custom Length 88"+ (Insert Required Length in Model # 88", 93", or 98")  | 376.00  |
| FLBULK18 | Bulk Package of 18 Edge® 9M Series Lightbars in Place of Standard Individually Boxed Lightbars - DEDUCT   | 60.00   |

**Freedom™ Super-LED® Series Lightbars**

Clear Outer Lens and Clear Dividers. Insert the Split Color or Single Color Required. Low Current Switching with Multiple Flash Patterns and Passenger Side Cable Exit (For Mounting Options, See Optional Edge®, Justice® and Liberty™ Mounting Kits).

**Edge® Ultra Freedom™ II FC Series Super-LED® Lightbars**, Includes Four Extended Corner Over/Under Linear Super-LED Modules with Independent Control of Upper and Lower Levels of Each Lighthouse.

|         |  |         |
|---------|--|---------|
| FC4#### | 44.375", Red Blue and/or Amber Split or Single Color Combinations                    | 2290.00 |
| FC4#### | 44.375", Red Blue and/or Amber Split or Single Color Combinations and 2 Duplex White | 2356.00 |
| FC4#### | 44.375", Red Blue and/or Amber Split or Single Color Combinations and 4 Duplex White | 2422.00 |
| FC8#### | 49.75", Red Blue and/or Amber Split or Single Color Combinations                     | 2290.00 |
| FC8#### | 49.75", Red Blue and/or Amber Split or Single Color Combinations and 2 Duplex White  | 2356.00 |
| FC8#### | 49.75", Red Blue and/or Amber Split or Single Color Combinations and 4 Duplex White  | 2422.00 |
| FC2#### | 55", Red Blue and/or Amber Split or Single Color Combinations                        | 2290.00 |
| FC2#### | 55", Red Blue and/or Amber Split or Single Color Combinations and 2 Duplex White     | 2356.00 |
| FC2#### | 55", Red Blue and/or Amber Split or Single Color Combinations and 4 Duplex White     | 2422.00 |



**Edge® Ultra Freedom™ FW WeCan® Series Super-LED® Lightbars**, Includes Four Extended Corner Linear Super-LED® Modules with Independent Control of Each Lighthouse.

|         |  |         |
|---------|--|---------|
| FW4**** | 43.375", 4 Red, Blue and/or Amber                          | 1809.00 |
| FW4**** | 43.375", 2 Red, Blue and/or Amber and 2 White and/or Green | 1897.00 |
| FW4**** | 43.375", 4 White and/or Green                              | 1983.00 |
| FW8**** | 49.75", 4 Red, Blue and/or Amber                           | 1809.00 |
| FW8**** | 49.75", 2 Red, Blue and/or Amber and 2 White and/or Green  | 1897.00 |
| FW8**** | 49.75", 4 White and/or Green                               | 1983.00 |
| FW2**** | 55", 4 Red, Blue and/or Amber                              | 1809.00 |
| FW2**** | 55", 2 Red, Blue and/or Amber and 2 White and/or Green     | 1897.00 |
| FW2**** | 55", 4 White and/or Green                                  | 1983.00 |



**Edge® Ultra Freedom™ FV WeCan® Series Super-LED® Lightbars**, Includes Four Corner Linear Super-LED® Modules with Independent Control of Each Lighthouse.

|         |  |         |
|---------|--|---------|
| FV4**** | 43.375", 4 Red, Blue and/or Amber                          | 1617.00 |
| FV4**** | 43.375", 2 Red, Blue and/or Amber and 2 White and/or Green | 1705.00 |
| FV4**** | 43.375", 4 White and/or Green                              | 1793.00 |
| FV8**** | 49.75", 4 Red, Blue and/or Amber                           | 1617.00 |
| FV8**** | 49.75", 2 Red, Blue and/or Amber and 2 White and/or Green  | 1705.00 |
| FV8**** | 49.75", 4 White and/or Green                               | 1793.00 |
| FV2**** | 55", 4 Red, Blue and/or Amber                              | 1617.00 |
| FV2**** | 55", 2 Red, Blue and/or Amber and 2 White and/or Green     | 1705.00 |
| FV2**** | 55", 4 White and/or Green                                  | 1793.00 |



**Edge® Ultra Freedom™ FX Series Super-LED® Lightbars**, Includes Four Extended Corner Linear Super-LED® Modules.

|         |  |         |
|---------|--|---------|
| FX4**** | 43.375", 4 Blue, Red and/or Amber                          | 1709.00 |
| FX4**** | 43.375", 2 Blue, Red and/or Amber and 2 White and/or Green | 1797.00 |
| FX4**** | 43.375", 4 White and/or Green                              | 1883.00 |
| FX8**** | 49.75", 4 Blue, Red and/or Amber                           | 1709.00 |



|         |   |         |
|---------|---|---------|
| FX8**** | 49.75", 2 Blue, Red and/or Amber and 2 White and/or Green | 1797.00 |
| FX8**** | 49.75", 4 White and/or Green                              | 1883.00 |
| FX2**** | 55", 4 Blue, Red and/or Amber                             | 1709.00 |
| FX2**** | 55", 2 Blue, Red and/or Amber and 2 White and/or Green    | 1797.00 |
| FX2**** | 55", 4 White and/or Green                                 | 1883.00 |

**Edge® Ultra Freedom™ FL Series Super-LED® Lightbars**, Includes Two Front Corner Linear Super-LED® Modules.

|         |   |         |
|---------|---|---------|
| FL4**00 | 44.375", 2 Corner Super-LEDs Blue, Red and/or Amber, For White LEDs Contact Factory | 1182.00 |
| FL8**00 | 49.75", 2 Corner Super-LEDs Blue, Red and/or Amber, For White LEDs Contact Factory  | 1182.00 |
| FL2**00 | 55", 2 Corner Super-LEDs Blue, Red and/or Amber, For White LEDs Contact Factory     | 1182.00 |



**Edge® Ultra Freedom™ FL Series Super-LED® Lightbars**, Includes Four Corner Linear Super-LED® Modules.

|         |   |         |
|---------|---|---------|
| FL4**** | 44.375", 4 Blue, Red and/or Amber             | 1517.00 |
| FL4**CC | 44.375", 2 Blue, Red and/or Amber and 2 White | 1605.00 |
| FL4CCCC | 44.375" 4 White                               | 1693.00 |
| FL8**** | 49.75", 4 Blue, Red and/or Amber              | 1517.00 |
| FL8**CC | 49.75", 2 Blue, Red and/or Amber and 2 White  | 1605.00 |
| FL8CCCC | 49.75", 4 White                               | 1693.00 |
| FL2**** | 55", 4 Blue, Red and/or Amber                 | 1517.00 |
| FL2**CC | 55", 2 Blue, Red and/or Amber and 2 White     | 1605.00 |
| FL2CCCC | 55", 4 White                                  | 1693.00 |

**Edge® Ultra Freedom™ Series Options**

|             |   |         |
|-------------|---|---------|
| FLD**       | 2 Blue, Red and/or Amber, Inboard Directional Super-LED® Lightheads   | 437.00  |
| FLD*C       | 1 Blue, Red or Amber and 1 White, Inboard Directional Super-LED® Lightheads   | 482.00  |
| FLDCC       | 2 White, Inboard Directional Super-LED® Lightheads  | 525.00  |
| FLD##       | 2 (4 Duplex) Red, Blue and/or Amber Split-Color Combination, Inboard Super-LED® Module, for FC Series Only  | 459.00  |
| FLD##       | 1-1/2 (3 Duplex) Red, Blue and/or Amber with 1 Duplex White Split-Color Combinations, Inboard Super-LED® Module, for FC Series Only   | 482.00  |
| FLD##       | 1 (2 Duplex) Red, Blue and/or Amber with 2 Duplex White Split-Color Combinations, Inboard Super-LED® Module, for FC Series Only   | 502.00  |
| FLD##       | 1/2 (1 Duplex) Red, Blue and/or Amber with 3 Duplex White Split-Color Combinations, Inboard Super-LED® Module, for FC Series Only   | 525.00  |
| FXALF1      | Two LR11 Super-LED® Flashing Alley Lights, with 15° Horizontal Adjustment   | 142.00  |
| FXTLS1      | Two LR11 Super-LED® Flashing Take Down Lights, with 15° Horizontal Adjustment   | 142.00  |
| FXTLS1D     | Two Dual LR11 Super-LED® Flashing Take-Down Lights, with 15° Horizontal Adjustment (Replaces FLTDLED)   | 356.00  |
| FXALF1D     | Two Dual LR11 Super-LED® Flashing Alley Lights, with 15° Horizontal Adjustment  | 356.00  |
| FLH2CC      | Two Halogen Flashing Take-Down Lights   | 153.00  |
| FLALY       | Two Halogen Flashing Alley Lights for FL or FV Series Only, Do Not Use with FC, FX or FW Series   | 92.00   |
| FLWL2       | Two Halogen Work Lights, DO NOT Use with FC Series Lightbars  | 153.00  |
| FWBTTLED    | Two LED Brake/Tail/Turn Lights for FV or FW Series Only, Do Not Use With FC, FL or FX Series  | 240.00  |
| FLCRUZ**    | Four LED Cruise Lights, Amber, Blue, White and/or Red for FL Series Only, Do Not Use with FX, FV or FW Series   | 171.00  |
| FLTA45L     | Five 400 Series LED Traffic Advisor™, Includes Control Head, For FL or FX Series Only, Do Not Use With FV or FW Series  | 858.00  |
| FLTA46L     | Six 400 Series LED Traffic Advisor™, Includes Control Head, For FL or FX Series Only, Do Not Use With FV or FW Series   | 949.00  |
| FLTA45LL    | Five Lamp LED Traffic Advisor™, Requires No Special Control Head  | 743.00  |
| FLTA46LL    | Six Lamp LED Traffic Advisor™, Requires No Special Control Head   | 833.00  |
| FLTALN5     | Five Linear Super-LED® Traffic Advisor™, Includes Control Head  | 1215.00 |
| FLTALN6     | Six Linear Super-LED® Traffic Advisor™, Includes Control Head   | 1439.00 |
| FLTALN5L    | Five Linear Super-LED® Traffic Advisor™, Two Wire Control, Requires No Special Control Head   | 1081.00 |
| FLTALN6L    | Six Linear Super-LED® Traffic Advisor™, Two Wire Control, Requires No Special Control Head  | 1296.00 |
| FCW\$\$\$00 | Five Linear Super-LED®, Duplex Traffic Advisor™ Requires No Special Control Head, Replace Symbol "\$" with Number of Split Warning LED Colors, Order is Red/Blue/Amber, 5 Max. For FC Series Only           | 1136.00 |
| FCX\$\$\$00 | Six Linear Super-LED® Duplex Traffic Advisor™, Requires No Special Control Head, Replace Symbol "\$" with Number of Split Warning LED Colors, Order is Red/Blue/Amber, 6 Max. For FC Series Only            | 1361.00 |
| FLW\$\$\$00 | Five Linear Super-LED® Duplex Traffic Advisor™, Requires No Special Control Head, Replace Symbol \$ with Number of Upper Level Warning LED Colors, Order is Red/Blue/Amber, 5 Max. For FW & FV Series Only  | 1136.00 |
| FLX\$\$\$00 | Six Linear Super-LED® Duplex Traffic Advisor™, Requires No Special Control Head, Replace Symbol "\$" with Number of Upper Level Warning LED Colors, Order is Red/Blue/Amber, 6 Max. For FW & FV Series Only | 1361.00 |
| FLY\$\$\$00 | Five Linear Super-LED® Duplex Traffic Advisor™, Includes Control Head, Replace Symbol \$ with Number of Upper Level Warning LED Colors, Order is Red/Blue/Amber, 5 Max. - ADD                               | 1272.00 |
| FLZ\$\$\$00 | Six Linear Super-LED® Duplex Traffic Advisor™, Includes Control Head, Replace Symbol \$ with Number of Upper Level Warning LED Colors, Order is Red/Blue/Amber, 6 Max. - ADD                                | 1495.00 |

All models are 12 Volt D.C. only unless otherwise noted above. For other voltages contact factory.

\* Replace symbol in model number with letter indicating lens color or LED color desired: **A** = Amber; **B** = Blue; **C** = Clear/White; **R** = Red; **G** = Green

# Replace symbol in model number with letter indicating SPLIT lens or LED color desired: **D** = Red/Clear; **E** = Blue/Clear; **F** = Amber/Clear; **H** = Green/Clear

† (to be discontinued, check availability) †† (special order, check availability, non-returnable) **J** = Red/Blue; **K** = Red/Amber; **L** = Red/Green; **M** = Blue/Amber

! Indicate length desired: 5 foot, 6 foot, 7 foot or 8 foot \$ Indicates Lower Price

Lightbars

| MODEL    | DESCRIPTION   | LIST   |
|----------|---|--------|
| WCC9SUB  | Substitute WCC9 WeCan® Controller for WeCan Electronic Control Point Module. When Purchased with WeCan FC, FW & FV Series Lightbars Only, (Not for use with DUO™ Lightbar) Add        | 152.00 |
| DELTALD1 | Delete TACTALD1 from 6-8 Light LED Traffic Advisor™ - DEDUCT  | 100.00 |
| FLDSCBL  | †† Driver Side Cable Exit, Includes 25' Power and Ground Cable, For FL or FX Series Only  | 49.00  |
| FWDCSBL  | †† Driver Side Cable Exit, Includes 20' Power and Ground Cable, For FV or FW Series Only, Do Not Use on FL or FX Series   | 58.00  |
| FCDCSBL  | †† Driver Side Cable Exit, Includes 25' Power and Ground Cable, For FC Series Only  | 58.00  |
| WCQDPLUG | †† Quick Disconnect Plug for WeCan® Lightbars Only  | 339.00 |
| 9LLTH_   | †† Custom Length up to 82" (Insert Required Length in Model # 60", 66", 72", 77", or 82") - ADD   | 238.00 |
| 9LLTH_   | †† Custom Length 88"+ (Insert Required Length in Model # 88", 93", or 98") - ADD  | 376.00 |
| FLBULK18 | Bulk Package of 18 Edge® Ultra Freedom® Series Lightbars, In Place of Standard Individually Boxed Lightbars - DEDUCT  | 60.00  |
| 795H     | †† GTT Self-Contained LED IR Opticom™ Emitter, Refer to GTT Opticom™ Emitters Section for Pricing   |        |
| FX795H   | †† Installation (Pre-wired) of 795H in a Freedom™ Lightbar, No Charge when Purchased with 795H, Center Mount Option Only  |        |
| FX795HLR | †† Two LR11 Super-LED® Flashing Take-Down Lights and Installation (Pre-wired) of 795H (795H Purchased Separately), Center Mount Option Only When Purchased with Freedom™ Lightbar     | 259.00 |
| FX795L** | †† Two LR11 Super-LED® Flashing Lights (Red/Blue and/or Amber) and Installation of 795H (795H Purchased Separately), Center Mount Option Only, When Purchased with Freedom™ Lightbars | 210.00 |
| PF_#LB#  | †† Pioneer™ Lightbar Mount. Refer to Pioneer Series & Pioneer Plus™ Series Lightbar Mount for Models and Pricing  |        |
| SOLARPNL | †† Solar Panel to Reduce Parasitic Draw. For LC (Low Current) Lightbars with Passenger Side Cable Exit  | 611.00 |
| SOLARPWC | †† Solar Panel to Reduce Parasitic Draw. For WeCan® Lightbars with Passenger Side Cable Exit  | 611.00 |

**LFL Liberty™ Super-LED® Series Lightbars**

Clear Outer Lens and Clear Dividers. Low Current Switching with Multiple Flash Patterns and Passenger Side Cable Exit (For Mounting Options, See Optional Edge®, Justice® and Liberty™ Mounting Kits).

**LFL Liberty™ SR WeCan® Series Super-LED®**, Includes Four Extra High Intensity Extended Corner Modules with Independent Control of Each Lighthead

|         |   |         |
|---------|---|---------|
| SR4**** | 43.125", 4 Red, Blue and/or Amber             | 1771.00 |
| SR4**CC | 43.125", 2 Red, Blue and/or Amber and 2 White | 1887.00 |
| SR4CCCC | 43.125", 4 White                              | 2003.00 |
| SR8**** | 48.5", 4 Red, Blue and/or Amber               | 1771.00 |
| SR8**CC | 48.5", 2 Red, Blue and/or Amber and 2 White   | 1887.00 |
| SR8CCCC | 48.5", 4 White                                | 2003.00 |
| SR2**** | 54", 4 Red, Blue and/or Amber                 | 1771.00 |
| SR2**CC | 54", 2 Red, Blue and/or Amber and 2 White     | 1887.00 |
| SR2CCCC | 54", 4 White                                  | 2003.00 |



**LFL Liberty™ SW WeCan® Series Super-LED®**, Includes Four Extended Corner Linear-LED® Modules with Independent Control of Each Lighthead.

|         |  |         |
|---------|--|---------|
| SW4**** | 43.125", 4 Red, Blue and/or Amber                          | 1567.00 |
| SW4**** | 43.125", 2 Red, Blue and/or Amber and 2 White and/or Green | 1683.00 |
| SW4**** | 43.125", 4 White and/or Green                              | 1799.00 |
| SW8**** | 48.50", 4 Red, Blue and/or Amber                           | 1567.00 |
| SW8**** | 48.50", 2 Red, Blue and/or Amber and 2 White and/or Green  | 1683.00 |
| SW8**** | 48.50", 4 White and/or Green                               | 1799.00 |
| SW2**** | 54", 4 Red, Blue and/or Amber                              | 1567.00 |
| SW2**** | 54", 2 Red, Blue and/or Amber and 2 White and/or Green     | 1683.00 |
| SW2**** | 54", 4 White and/or Green                                  | 1799.00 |



**LFL Liberty™ SY Series Super-LED®**, Includes Four Extended Corner Linear-LED Modules for use with Optional Duo™ Color Inboard Modules

|         |   |         |
|---------|---|---------|
| SY4**** | 43.125", 4 Red, Blue and/or Amber             | 1700.00 |
| SY4**CC | 43.125", 2 Red, Blue and/or Amber and 2 White | 1816.00 |
| SY4CCCC | 43.125", 4 White                              | 1931.00 |
| SY8**** | 48.5", 4 Red, Blue and/or Amber               | 1700.00 |
| SY8**CC | 48.5", 2 Red, Blue and/or Amber and 2 White   | 1816.00 |
| SY8CCCC | 48.5", 4 White                                | 1931.00 |
| SY2**** | 54", 4 Red, Blue and/or Amber                 | 1700.00 |
| SY2**CC | 54", 2 Red, Blue and/or Amber and 2 White     | 1816.00 |
| SY2CCCC | 54", 4 White                                  | 1931.00 |



**LFL Liberty™ SZ Single Color Series Super-LED®**, Includes Four Extra High Intensity Single Color Extended Corner Linear-LED® Modules for use with Optional Duo™ Color Inboard Modules

|         |   |         |
|---------|---|---------|
| SZ4**** | 43.125", 4 Red, Blue and/or Amber             | 1904.00 |
| SZ4**CC | 43.125", 2 Red, Blue and/or Amber and 2 White | 2020.00 |
| SZ4CCCC | 43.125", 4 White                              | 2135.00 |

|         |   |         |
|---------|---|---------|
| SZ8**** | 48.5", 4 Red, Blue and/or Amber             | 1904.00 |
| SZ8**CC | 48.5", 2 Red, Blue and/or Amber and 2 White | 2020.00 |
| SZ8CCCC | 48.5", 4 White                              | 2135.00 |
| SZ2**** | 54", 4 Red, Blue and/or Amber               | 1904.00 |
| SZ2**CC | 54", 2 Red, Blue and/or Amber and 2 White   | 2020.00 |
| SZ2CCCC | 54", 4 White                                | 2135.00 |

**LFL Liberty™ SZ Duo Color Series Super-LED®**, Includes Four Extra High Intensity Extended Duo Color Corner Linear-LED® Modules for use with Optional Duo™ Color Inboard Modules

|         |   |         |
|---------|---|---------|
| SZ4#### | 43.125", Split Color Corners, 4 Red, Blue and/or Amber  | 1955.00 |
| SZ4#### | 43.125", Split Color Corners, 2 Red, Blue and/or Amber and 2 Half Red, Blue or Amber and Half White | 2012.00 |
| SZ4#### | 43.125", Split Color Corners, 4 Half Red, Blue or Amber and Half White                              | 2071.00 |
| SZ8#### | 48.5", Split Color Corners, 4 Red, Blue and/or Amber  | 1955.00 |
| SZ8#### | 48.5", Split Color Corners, 2 Red, Blue and/or Amber and 2 Half Red, Blue or Amber and Half White   | 2012.00 |
| SZ8#### | 48.5", Split Color Corners, 4 Half Red, Blue or Amber and Half White                                | 2071.00 |
| SZ2#### | 54", Split Color Corners, 4 Red, Blue and/or Amber  | 1955.00 |
| SZ2#### | 54", Split Color Corners, 2 Red, Blue and/or Amber and 2 Half Red, Blue or Amber and Half White     | 2012.00 |
| SZ2#### | 54", Split Color Corners, 4 Half Red, Blue or Amber and Half White                                  | 2071.00 |



**LFL Liberty™ SP Series Super-LED®**, Includes Four Extra High Intensity Extended Corner Modules

|         |   |         |
|---------|---|---------|
| SP4**** | 43.125", 4 Red, Blue and/or Amber             | 1671.00 |
| SP4**CC | 43.125", 2 Red, Blue and/or Amber and 2 White | 1787.00 |
| SP4CCCC | 43.125", 4 White                              | 1903.00 |
| SP8**** | 48.5", 4 Red, Blue and/or Amber               | 1671.00 |
| SP8**CC | 48.5", 2 Red, Blue and/or Amber and 2 White   | 1787.00 |
| SP8CCCC | 48.5", 4 White                                | 1903.00 |
| SP2**** | 54", 4 Red, Blue and/or Amber                 | 1671.00 |
| SP2**CC | 54", 2 Red, Blue and/or Amber and 2 White     | 1787.00 |
| SP2CCCC | 54", 4 White                                  | 1903.00 |



**LFL Liberty™ SX Series Super-LED®**, Includes Four Extended Corner Linear-LED® Modules.

|         |  |         |
|---------|--|---------|
| SX4**** | 43.125", 4 Blue, Red and/or Amber                          | 1467.00 |
| SX4**** | 43.125", 2 Blue, Red and/or Amber and 2 White and/or Green | 1583.00 |
| SX4**** | 43.125", 4 White and/or Green                              | 1699.00 |
| SX8**** | 48.50", 4 Blue, Red and/or Amber                           | 1467.00 |
| SX8**** | 48.50", 2 Blue, Red and/or Amber and 2 White and/or Green  | 1583.00 |
| SX8**** | 48.50", 4 White and/or Green                               | 1699.00 |
| SX2**** | 54", 4 Blue, Red and/or Amber                              | 1467.00 |
| SX2**** | 54", 2 Blue, Red and/or Amber and 2 White and/or Green     | 1583.00 |
| SX2**** | 54", 4 White and/or Green                                  | 1699.00 |



**LFL Liberty™ Series Options**

|             |  |         |
|-------------|--|---------|
| SLD**       | Two Blue, Red and/or Amber, Inboard Super-LED® Directional Lighthoods  | 317.00  |
| SLD*C       | One Blue, Red or Amber and One White, Inboard Super-LED® Directional Lighthoods  | 344.00  |
| SLDCC       | Two White, Inboard Super-LED® Directional Lighthoods   | 372.00  |
| SLZ#        | One Duo™ Color Inboard Super-LED® Directional Lighthouse, Red, Blue and/or Amber, For SY and SZ Series Only  | 286.00  |
| SLZ#        | One Duo™ Color Inboard Super-LED® Directional Lighthouse, Red, Blue or Amber and White, For SY and SZ Series Only  | 314.00  |
| SXTDLED     | Two Super High Intensity LED Take-Down Lights  | 378.00  |
| SXWLED      | Two Super High Intensity LED Work Lights   | 378.00  |
| SRALF1      | Two LR11 Super-LED® Flashing Alley Lights with 15° Horizontal Adjustment, for Liberty Series without Screw Holes in the Top, SW, SR, SY and SZ only  | 109.00  |
| SPALF1      | Two LR11 Super-LED® Flashing Alley Lights with 15° Horizontal Adjustment, for Liberty Series without Screw Holes in the Top, SP, SX and SL Series Only   | 109.00  |
| SXTLS1      | Two LR11 Super-LED® Flashing Take-Down Lights with 15° Horizontal Adjustment   | 109.00  |
| SXTLS1D     | Two Dual LR11 Super-LED® Flashing Take-Down Lights with 15° Horizontal Adjustment  | 213.00  |
| SXTLS1M*    | Two LR11 Super-LED® Flashing Take-Down Lights with 15° Horizontal Adjustment & One Linear-LED®, Amber, Blue or Red, Center Option Only, Clear Outer Lens   | 412.00  |
| SWBTTLED    | Two LED Brake/Tail/Turn Lights for SW Series Only, Do Not Use with SX Series   | 175.00  |
| SLTALN5L    | Five Linear-LED® Traffic Advisor, Requires No Special Control Head   | 784.00  |
| SLTALN6L    | Six Linear-LED® Traffic Advisor, Requires No Special Control Head  | 940.00  |
| SLTALN5     | Five Linear Super-LED® Traffic Advisor™, Includes Control Head, For SX Series Only, Do Not Use on SW Series  | 1128.00 |
| SLTALN6     | Six Linear Super-LED® Traffic Advisor™, Includes Control Head, For SX Series Only, Do Not Use on SW Series   | 1285.00 |
| SWW\$\$\$00 | Five Linear Super-LED® Split Traffic Advisor™, Requires No Special Control Head, Replace Symbol "\$" with Number of Split Warning LED Colors, Order is Red/Blue/Amber, 5 Max. For SW Series Only | 838.00  |

Lighthoods

All models are 12 Volt D.C. only unless otherwise noted above. For other voltages contact factory.

\* Replace symbol in model number with letter indicating lens color or LED color desired: **A** = Amber; **B** = Blue; **C** = Clear/White; **R** = Red; **G** = Green

# Replace symbol in model number with letter indicating SPLIT lens or LED color desired: **D** = Red/Clear; **E** = Blue/Clear; **F** = Amber/Clear; **H** = Green/Clear

† (to be discontinued, check availability) †† (special order, check availability, non-returnable) **J** = Red/Blue; **K** = Red/Amber; **L** = Red/Green; **M** = Blue/Amber

! Indicate length desired: 5 foot, 6 foot, 7 foot or 8 foot \$ Indicates Lower Price

| MODEL       | DESCRIPTION   | LIST    |
|-------------|---|---------|
| SWX\$\$\$00 | Six Linear Super-LED® Split Traffic Advisor™, Requires No Special Control Head, Replace Symbol "\$" with Number of Split Warning LED Colors, Order is Red/Blue/Amber, 6 Max. For SW Series Only   | 1004.00 |
| SLW\$\$\$00 | †† Five Linear Super-LED® Split Traffic Advisor™, Requires No Special Control Head, Replace Symbol \$ with Number of Split Warning LED Colors, Order is Red/Blue/Amber, 5 Max. Driver Side Warning Lights Alternates with Pass. Side Warning Lights, No Individual Control of Rear Inboard Warning For SX Series Only | 1004.00 |
| SLX\$\$\$00 | †† Six Linear Super-LED® Split Traffic Advisor™, Requires No Special Control Head, Replace Symbol \$ with Number of Split Warning LED Colors, Order is Red/Blue/Amber, 6 Max. Driver Side Warning Lights Alternates with Pass. Side Warning Lights, No Individual Control of Rear Inboard Warning For SX Series Only  | 1004.00 |
| SLY\$\$\$00 | †† Five Linear Super-LED® Split Traffic Advisor™, Includes Control Head, Replace Symbol \$ with Number of Split Warning LED Colors, Order is Red/Blue/Amber, 5 Max, For SX Series Only, Do Not Use on SW Series   | 1181.00 |
| SLZ\$\$\$00 | †† Six Linear Super-LED® Split Traffic Advisor™, Includes Control Head, Replace Symbol \$ with Number of Split Warning LED Colors, Order is Red/Blue/Amber, 6 Max, For SX Series Only, Do Not Use on SW Series  | 1339.00 |
| SPW\$\$\$00 | †† Five DUO™ Color Linear Super-LED® Traffic Advisor™, Requires No Special Control Head, Replace Symbol "\$" with Number of Warning LED Colors, Order Red/Blue/Amber, 5 Max. For SY & SZ Series Only  | 1428.00 |
| SPX\$\$\$00 | †† Six DUO™ Color Linear Super-LED® Traffic Advisor™, Requires No Special Control Head, Replace Symbol "\$" with Number of Warning LED Colors, Order Red/Blue/Amber, 6 Max. For SY & SZ Series Only   | 1714.00 |
| SPY\$\$\$00 | †† Five DUO™ Color Linear Super-LED® Traffic Advisor™, Requires No Special Control Head, Replace Symbol "\$" with Number of Warning LED Colors, Order Red/Blue/Amber, 5 Max. For WeCan® Models Only   | 1428.00 |
| SPZ\$\$\$00 | Six DUO™ Color Linear Super-LED® Traffic Advisor™, Requires No Special Control Head, Replace Symbol "\$" with Number of Warning LED Colors, Order Red/Blue/Amber, 6 Max. For WeCan® Models Only   | 1714.00 |
| DELTALD1    | Delete TACTALD1 from 6-8 Light LED Traffic Advisor™ - DEDUCT  | 100.00  |
| WCC9SUB     | Substitute WCC9 WeCan® Controller for WeCan Electronic Control Point Module. When Purchased with WeCan SW Series Lightbars Only, (Not for use with DUO™ Lightbars, including DUO Traffic Advisors™) Add   | 152.00  |
| SLXXPAT     | Criss/Cross Flash Pattern of End Linear-LED's, For SX Series Only, Do Not Use on SW Series  | 126.00  |
| 795H        | †† GTT Self-Contained LED IR Opticom™ Emitter, Refer to GTT Opticom Emitters Section for Pricing  |         |
| SX795H      | †† Installation (Pre-wired) of 795H in a Liberty™ Series Lightbar, No Charge when Purchased with 795H   |         |
| SX795HLR    | †† Two LR11 Super-LED® Flashing Take-Down Lights and Installation (Pre-wired) of 795H (795H Purchased Separately), Center Mount Option Only When Purchased with Liberty™ Lightbars  | 259.00  |
| SX795L**    | †† Two LR11 Super-LED® Flashing Lights (Red/Blue and/or Amber) and Installation of 795H (795H Purchased Separately), Center Mount Option Only, When Purchased with Liberty™ Lightbars   | 210.00  |
| SWDSCBL     | †† Driver Side Cable Exit, Includes 20' Power Cable and Control Cable, For SW Series Only, Do Not Use on SX Series  | 58.00   |
| SLDSCBL     | †† Driver Side Cable Exit, Includes 25' Power and Ground Cable, For SX Series Only, Do Not Use on SW Series   | 49.00   |
| WCQDPLUG    | †† Quick Disconnect Plug for WeCan® Lightbars Only  | 339.00  |
| SLPHOTO     | Photo Cell Option for Hi/Low Power  | 40.00   |
| SOLARPNL    | †† Solar Panel to Reduce Parasitic Draw. For LC (Low Current) Lightbars with Passenger Side Cable Exit  | 611.00  |
| SOLARPWC    | †† Solar Panel to Reduce Parasitic Draw. For WeCan® Lightbars with Passenger Side Cable Exit  | 611.00  |
| SXBULK18    | Bulk Package of 18 LFL Liberty™ Series Lightbars, In Place of Standard Individually Boxed Lightbars - DEDUCT  | 60.00   |
| SZDSCBL     | <b>NEW</b> Driver Side Cable Exit, Includes 25' Power and Ground Cable, For SY and SZ Duo™ Lightbars Only   | 58.00   |

**LFL Liberty™ Customer Installed Kits, SXAM1KT is Required if Lightbar has Alley Lights.**

|          |   |         |
|----------|---|---------|
| SXKT**** | Upgrade Kit to Convert SL into an SX Series Lightbar, Includes 4 Extended Corner Modules, 4 Blue, Red and/or Amber                          | 1082.00 |
| SXKT**** | Upgrade Kit to Convert SL into an SX Series Lightbar, Includes 4 Extended Corner Modules, 3 Blue, Red and/or Amber and 1 White or Green     | 1140.00 |
| SXKT**** | Upgrade Kit to Convert SL into an SX Series Lightbar, Includes 4 Extended Corner Modules, 2 Blue, Red and/or Amber and 2 White and/or Green | 1198.00 |
| SXKT**** | Upgrade Kit to Convert SL into an SX Series Lightbar, Includes 4 Extended Corner Modules, 1 Blue, Red and/or Amber and 3 White and/or Green | 1254.00 |
| SXKT**** | Upgrade Kit to Convert SL into an SX Series Lightbar, Includes 4 Extended Corner Modules, 4 White and/or Green                              | 1312.00 |

**Justice® Super-LED® WeCan® Series Lightbars**

Black Base with Clear Outer Lenses Standard. Low Current Switching with Multiple Flash Patterns and Passenger Side Cable Exit. (For Mounting Options, See Optional Edge®, Justice® and Liberty™ Mounting Kits).

**Justice® JV WeCan® Series Super-LED®**, Includes Four Corner Linear-LED® Modules with 9 Super-LED®s Per Module.

|         |   |         |
|---------|---|---------|
| JV4**** | 44" 4 Red, Blue and/or Amber                          | 1365.00 |
| JV4**** | 44" 2 Red, Blue and/or Amber and 2 White or Green     | 1450.00 |
| JV4**** | 44" 4 White and/or Green                              | 1534.00 |
| JV8**** | 50.125" 4 Red, Blue and/or Amber                      | 1428.00 |
| JV8**** | 50.125" 2 Red, Blue and/or Amber and 2 White or Green | 1513.00 |
| JV8**** | 50.125" 4 White and/or Green                          | 1597.00 |
| JV2**** | 56.25" 4 Red, Blue and/or Amber                       | 1498.00 |
| JV2**** | 56.25" 2 Red, Blue and/or Amber and 2 White or Green  | 1583.00 |
| JV2**** | 56.25" 4 White and/or Green                           | 1666.00 |



**Justice® JY WeCan® Series Super-LED®**, Includes Four Corner Linear-LED® Modules with 6 Super-LED®s Per Module.

|         |   |         |
|---------|---|---------|
| JY4**** | 44" 4 Red, Blue and/or Amber                          | 1260.00 |
| JY4**** | 44" 2 Red, Blue and/or Amber and 2 White or Green     | 1317.00 |
| JY4**** | 44" 4 White and/or Green                              | 1374.00 |
| JY8**** | 50.125" 4 Red, Blue and/or Amber                      | 1323.00 |
| JY8**** | 50.125" 2 Red, Blue and/or Amber and 2 White or Green | 1381.00 |
| JY8**** | 50.125" 4 White and/or Green                          | 1438.00 |
| JY2**** | 56.25" 4 Red, Blue and/or Amber                       | 1393.00 |
| JY2**** | 56.25" 2 Red, Blue and/or Amber and 2 White or Green  | 1450.00 |
| JY2**** | 56.25" 4 White and/or Green                           | 1506.00 |

**Justice® WeCan® Series Options**

|         |   |        |
|---------|---|--------|
| JDC*    | One CON3™, Red, Blue or Amber   | 95.00  |
| JDCC    | One CON3™, White  | 107.00 |
| JDH*    | One LTR3™, for Use in Center Section Only, Red, Blue or Amber   | 95.00  |
| JDHC    | One LTR3™ for Use in Center Section Only, White   | 107.00 |
| JDL*    | One LIN6™, Red, Blue or Amber   | 152.00 |
| JDLC    | One LIN6™, White  | 179.00 |
| JTLS1   | Two LR11 Super-LED® Flashing Take-Down Lights with 15° Horizontal Adjustment  | 105.00 |
| JALF1   | Two LR11 Super-LED® Flashing Alley Lights with 15° Horizontal Adjustment  | 105.00 |
| JDLF**  | Two Red, Blue and/or Amber Flashing LR11 Super-LED® Modules in Alley Light Positions, with 15° Horizontal Adjustment  | 210.00 |
| JCTLS1  | One LR11 Super-LED® Flashing Take-Down Light, for Single Center Section, with 15° Horizontal Adjustment   | 63.00  |
| JCTLS12 | Two LR11 Super-LED® Flashing Take-Down Lights, for Two Center Sections, with 15° Horizontal Adjustment  | 105.00 |
| JCTLS1D | One Dual LR11 Super-LED® Flashing Take-Down Lights, for Single Center Section, with 15° Horizontal Adjustment   | 105.00 |
| JTDLED2 | Two Super High Intensity LED Take-Down Lights   | 210.00 |
| JWLLED2 | Two Super High Intensity LED Work Lights  | 210.00 |
| JXALF1L | Two Super-LED® External Alley Lights, for Standard End Section  | 285.00 |
| JXALF*L | Two Red, Blue and/or Amber Super-LED® Modules in External Alley Light Positions, for Standard End Section   | 224.00 |
| JBTTLED | Two LED Brake/Turn/Tail Lights  | 180.00 |
| JTA2W   | Two Wire Control Traffic Advisor™, Standard Feature if Appropriate Number of Lighthoods are Purchased   |        |
| JTACNTL | Traffic Advisor™ Includes Internal, External Harness and TACTALD1, Lighthoods Purchased Separately. When Purchased with Lightbar Only. For Use with CON3™ Center Module Only              | 525.00 |
| JTACBL  | Traffic Advisor™ Includes Internal and External Harness, for use with CCSRNTA2, Lighthoods Purchased Separately. When Purchased with Lightbar Only. For Use with CON3™ Center Module Only | 210.00 |
| WCC9SUB | Substitute WCC9 WeCan® Controller for WeCan Electronic Control Point Module. When Purchased with WeCan JV & JY Series Lightbars Only, Add   | 152.00 |
| JDSCBL  | †† Driver Side Cable Exit, in Place of Passenger Side   |        |
| JBULK18 | Bulk Package of 18 Justice® Series Lightbars, In Place of Standard Individually Boxed Lightbars-DEDUCT  | 60.00  |

**Justice® Super-LED® Competitor™ Series Lightbars**

Black Base with Clear Outer Lenses Standard. Standard Current Switching with Scan-Lock™ Flash Patterns, Pattern Override Mode and Passenger Side Cable Exit. (For Mounting Options, See Optional Edge®, Justice® and Liberty™ Mounting Kits).

**Justice® "JC" Competitor™ Series Super-LED®**, Includes Four Corner Linear-LED® Modules with 9 Super-LED®s Per Module.

|         |   |         |
|---------|---|---------|
| JC4**** | 44" 4 Red, Blue and/or Amber                          | 1050.00 |
| JC4**** | 44" 2 Red, Blue and/or Amber and 2 White or Green     | 1135.00 |
| JC4**** | 44" 4 White and/or Green                              | 1218.00 |
| JC8**** | 50.125" 4 Red, Blue and/or Amber                      | 1130.00 |
| JC8**** | 50.125" 2 Red, Blue and/or Amber and 2 White or Green | 1213.00 |
| JC8**** | 50.125" 4 White and/or Green                          | 1298.00 |
| JC2**** | 56.25" 4 Red, Blue and/or Amber                       | 1208.00 |



Lightbars

All models are 12 Volt D.C. only unless otherwise noted above. For other voltages contact factory.

\* Replace symbol in model number with letter indicating lens color or LED color desired: **A** = Amber; **B** = Blue; **C** = Clear/White; **R** = Red; **G** = Green

# Replace symbol in model number with letter indicating SPLIT lens or LED color desired: **D** = Red/Clear; **E** = Blue/Clear; **F** = Amber/Clear; **H** = Green/Clear

† (to be discontinued, check availability) †† (special order, check availability, non-returnable) **J** = Red/Blue; **K** = Red/Amber; **L** = Red/Green; **M** = Blue/Amber

! Indicate length desired: 5 foot, 6 foot, 7 foot or 8 foot \$ Indicates Lower Price

| MODEL  | DESCRIPTION  | LIST    |
|--------|--|---------|
| JC2*** | 56.25" 2 Red, Blue and/or Amber and 2 White or Green | 1292.00 |
| JC2*** | 56.25" 4 White and/or Green                          | 1376.00 |

**Justice® "JE" Competitor™ Series Super-LED®**, Includes Four Corner Linear-LED® Modules with 6 Super-LED@s Per Module.

|        |   |         |
|--------|---|---------|
| JE4*** | 44" 4 Red, Blue and/or Amber                          | 945.00  |
| JE4*** | 44" 2 Red, Blue and/or Amber and 2 White or Green     | 1002.00 |
| JE4*** | 44" 4 White and/or Green                              | 1059.00 |
| JE8*** | 50.125" 4 Red, Blue and/or Amber                      | 1025.00 |
| JE8*** | 50.125" 2 Red, Blue and/or Amber and 2 White or Green | 1081.00 |
| JE8*** | 50.125" 4 White and/or Green                          | 1138.00 |
| JE2*** | 56.25" 4 Red, Blue and/or Amber                       | 1103.00 |
| JE2*** | 56.25" 2 Red, Blue and/or Amber and 2 White or Green  | 1160.00 |
| JE2*** | 56.25" 4 White and/or Green                           | 1216.00 |

**Justice® Competitor™ Series Options**

|          |  |        |
|----------|--|--------|
| JDC*     | One CON3™, Red, Blue or Amber  | 95.00  |
| JDCC     | One CON3™, White   | 107.00 |
| JDHC     | One LTR3™ for Use in Center Section Only, White  | 107.00 |
| JDH*     | One LTR3™, for Use in Center Section Only, Red, Blue or Amber  | 95.00  |
| JDL*     | One LIN6™, Red, Blue or Amber  | 152.00 |
| JDLC     | One LIN6™, White   | 179.00 |
| JHALF1   | Two LR11 Super-LED Steady-Burn Alley Lights with 15° Horizontal Adjustment (Replaces JHALM1)   | 168.00 |
| JHTLS2   | Two LR11 Super-LED Steady-Burn Take-Down Lights with 15° Horizontal Adjustment (Replaces JHTDM1)   | 168.00 |
| JHCTLS1  | Two LR11 Super-LED Center-Mounted Steady-Burn Take-Down Lights with 15° Horizontal Adjustment for two center sections (Replaces JHCTDM1)   | 168.00 |
| JHCTLS1D | One Dual LR11 Super-LED® Take-Down Light, for Single Center Section, with 15° Horizontal Adjustment  | 168.00 |
| JHTDALL1 | Four LR11 Super-LEDs, Two Steady-Burn Take-Down and Two Steady-Burn Alley Lights with 15° Horizontal Adjustment (Replaces JHTDAL)  | 263.00 |
| JHCTAL1  | Four LR11 Super-LED®, Two Center-Mounted Steady-Burn Take-Down and Two Steady-Burn Alley Lights with 15° Horizontal Adjustment for two center sections (Replaces JHCTDAL)        | 263.00 |
| JHCTAL1D | Four LR11 Super-LED®, One Dual LR11 Center-Mounted Steady-Burn Take-Down Light, for Single Center Section and Two Steady-Burn Alley Lights with 15° Horizontal Adjustment        | 263.00 |
| JHFLASH  | Flasher for Flashing Take-Down or Flashing Work Lights, Please Specify   | 105.00 |
| JHBTTLED | Two LED Brake/Tail/Turn Lights   | 254.00 |
| JTACNTL  | Traffic Advisor™, Includes Internal and External Harness and TACTLD1, Lighthoods Purchased Separately. When Purchased with Lightbar Only. For Use with CON3™ Center Module Only  | 525.00 |
| JTACBL   | Traffic Advisor™ Internal and External Harness, for use with CCSRNTA2, Lighthoods Purchased Separately. When Purchased with Lightbar Only. For Use with CON3™ Center Module Only | 210.00 |
| JDSCBL   | †† Driver Side Cable Exit, in Place of Passenger Side  |        |
| JBULK18  | Bulk Package of 18 Justice® Series Lightbars, In Place of Standard Individually Boxed Lightbars-DEDUCT   | 60.00  |

**Towman's™ Strobe Series Lightbars**

With Passenger Side Exit 15' Cable

**Towman's™ 9M Series**, All Models Include LED Brake/Tail/Turn, Work Lights and Scan-Lock™.

|          |   |         |
|----------|---|---------|
| 9M140W00 | †† 60" Includes One Power Supply and Four Strobes (2Front/2Rear)      | 1190.00 |
| 9M260W00 | †† 60" Includes Two Power Supplies, Six Strobes (4Front/2Rear)        | 1619.00 |
| 9M280W00 | †† 60" Includes Two Power Supplies, Eight Strobes (4Front/4Rear)      | 1738.00 |
| 9M300W00 | †† 60" Includes Three Power Supplies, Ten Strobes (6Front/4Rear)      | 2622.00 |
| 9M320W00 | †† 60" Includes Three Power Supplies, 12 Strobes (6Front/4Rear/2Ends) | 2788.00 |

**Towman's™ 9M Series Options**

|          |   |        |
|----------|---|--------|
| 9MRFIWB  | Two Halogen Flashing Lights, Substituted for Standard Work Lights   | 93.00  |
| 9MH2**   | Two Halogen Lights, Includes Flasher with Steady-Burn Priority Mode                                       | 169.00 |
| 9MH4**** | Four Halogen Lights, Includes Flasher with Steady-Burn Priority Mode for One Set of Lights                | 240.00 |
| 9ML2**   | Two LED Panels, Includes Flasher with Steady-Burn Priority Mode, Red and/or Amber                         | 362.00 |
| 9ML4**** | Four LED Panels, Includes Flasher with Steady-Burn Priority Mode for One Pair of Lights, Red and/or Amber | 653.00 |
| DEL9MWL  | Delete Rear Facing Halogen Work Lights (Required if using a TA9M06) - DEDUCT                              | 48.00  |
| DEL9MSTP | Delete Brake/Tail/Turn Lights (Required if using a TA9M06) - DEDUCT                                       | 48.00  |
| 9MLTH_ _ | †† Custom Length up to 82" (Insert Required Length in Model # 66", 72", 77", or 82")                      | 238.00 |
| 9MLTH_ _ | †† Custom Length 88"+ (Insert Required Length in Model # 88", 93", or 98")                                | 376.00 |



Lightbars

**Towman's™ Super-LED® Series, Freedom™, Liberty™ and Justice® Series Lightbars**

Individual Control of Front and/or Rear Lighthoods. All Models Include 4 Corner Amber Linear-LED® Modules, Halogen Work Lights, LED Brake/Tail/Turn Lights.

**Towman's™ Liberty™ Competitor™ Series**

|          |  |         |
|----------|--|---------|
| SLOTAAAA | †† 60" Long, 4 Slide Bolt Mounting Brackets, Amber   | 1681.00 |
| SLEAA    | Two Linear-LED® Lighthoods, Factory Installed, Amber | 197.00  |



|          |  |        |
|----------|--|--------|
| SLLTAA   | Two 5mm LED Lighthoods, Factory Installed, Amber   | 114.00 |
| SLTTALN6 | Six Lamp Linear-LED® Traffic Advisor™ with TACTLD1, Requires Deletion of Work Lights or Brake/Tail/Turn Lights | 704.00 |
| SLTTALED | Six Lamp 5mm LED Traffic Advisor™ with TACTLD1, Requires Deletion of Work Lights or Brake/Tail/Turn Lights     | 525.00 |
| SLETKAA  | Two Linear-LED® Lighthouse Kit, Customer Installed, Amber  | 197.00 |
| DELSLEBT | Delete Brake/Tail/Turn Lights - DEDUCT   | 48.00  |
| DELSLEWL | Delete Work Lights - DEDUCT  | 48.00  |

**Towman Freedom™ Competitor™ Series**

|          |   |         |
|----------|---|---------|
| FL0TAAAA | †† 60" Long, 3 Slide Bolt Mount, Amber  | 1750.00 |
| FLETA    | Two Single Level TIR Style LED Lighthoods, Factory Installed, Amber   | 219.00  |
| FLTAT6   | Six Lamp Single Level TIR Style LED Traffic Advisor™ with TACTLD1, Requires Deletion of Work Lights or Brake/Tail/Turn Lights | 753.00  |
| FLTAL6   | Six Lamp 5mm LED Traffic Advisor™ with TACTLD, Requires Deletion of Work Lights or Brake/Tail/Turn Lights                     | 665.00  |
| FLETKAA  | Two Single Level TIR Style LED Lighthouse Kits, Customer Installed, Amber   | 219.00  |
| DELFLTBT | Delete Brake/Tail/Turn Lights - DEDUCT  | 48.00   |
| DELFLTWL | Delete Work Lights - DEDUCT   | 48.00   |

**Towman's™ Justice® Competitor™ Series**

|          |   |         |
|----------|---|---------|
| JF0TAAAA | †† 62.375" Long, 3 Slide Bolt Mounting Brackets, Amber  | 1369.00 |
| JF0BAAAA | †† 62.375" Long, 3 Slide Bolt Mounting Brackets, Amber and 6 CON3™ Amber                                  | 1625.00 |
| JF0DAAAA | †† 62.375" Long, 3 Slide Bolt Mounting Brackets, Amber with a Five CON3™ Traffic Advisor™, No Work Lights | 2019.00 |
| JDC*     | One CON3™, Red, Blue or Amber   | 95.00   |
| JHSCAN   | Function Upgrade, Allows for Scan-Lock™ Flash Patterns and Pattern Override Feature                       | 31.00   |



**4500 Series Surface Mount Lightbars**

**4500 Plus Super-LED® Build-A-Bar™ Series**, Not All Options Available on All Lightbars, 4500B Series is a Build-A-Bar, All Inner Lighthoods Purchased Separately.

|          |   |         |
|----------|---|---------|
| 45B52    | †† 4500 Series Build-A-Bar™, 52" Long   | 380.00  |
| 45B52*   | †† 4500 Series Build-A-Bar™, 52" Long, with Center-Mounted LED ICC Lights, Replace * with Color of ICC light, A = Amber or R = Red                              | 380.00  |
| 45B±±    | †† 4500 Series Build-A-Bar™, ±± Insert Length 60", 72" or 76" Long  | 586.00  |
| 45B±±*   | †† 4500 Series Build-A-Bar™, ±± Insert Length 60", 72" or 76" Long, with Center-Mounted LED ICC Lights, Replace * with Color of ICC light, A = Amber or R = Red | 586.00  |
| 45B±±    | †† 4500 Series Build-A-Bar™, ±± Insert Length 82", 84", 86", 88" or 90" Long  | 766.00  |
| 45B±±*   | †† 4500 Series Build-A-Bar™, ±± Insert Length 82", 84", 86", 88" or 90" Long, with LED ICC Lights, Replace * with Color of ICC light, A = Amber or R = Red      | 766.00  |
| 45KFL    | †† Interior KKK Front Super-LED® Lighting Package, Includes Two Corner Red, Two 400 Series Red and Two 400 Series White Linear-LEDs                             | 1454.00 |
| 45KRL    | †† Interior KKK Rear Super-LED® Lighting Package, Includes Two Corner Red, Two 400 Series Red, Two 400 Series Amber Linear-LEDs and Halogen Load Lights         | 1550.00 |
| 45DLOUTA | †† Delete Outboard Two Amber ICC Lights Only  |         |
| 45DLOUTR | †† Delete Outboard Two Red ICC Lights Only  |         |
| 45DLCNTA | †† Delete Center Amber ICC Light Only   |         |
| 45DLCNTR | †† Delete Center Red ICC Light Only   |         |
| 45CL*    | †† Add One Single Color Corner Linear-LED® Lighthouse, Amber, Blue or Red   | 250.00  |
| 45CLC    | †† Add One Single Color Corner Linear-LED® Lighthouse, White  | 286.00  |
| 45FL*    | †† Add One Single Color 400 Series Linear-LED® Lighthouse, Amber, Blue or Red   | 226.00  |
| 45FLC    | †† Add One Single Color 400 Series Linear-LED® Lighthouse, White  | 262.00  |
| 45ADL8*  | †† Add One Single Color 700 Series Super-LED® Lighthouse (Flashing), Red, Blue or Amber   | 226.00  |
| 45ADLS8* | †† Add One Single Color 700 Series Super-LED® Lighthouse (Steady), Red, Blue or Amber (Flasher Purchased Separately)  | 226.00  |
| 45ADLS8C | †† Add One Single Color 700 Series Super-LED® Lighthouse (Steady), White (Flasher Purchased Separately)   | 272.00  |
| 45LFLASH | †† Add One Internal Flasher & Harness Only, For up to Two 400 or 700 Series Linear-LED® Super-LED® Lighthoods   | 84.00   |
| 45TA     | †† Super-LED® Traffic Advisor™ and Halogen Load Light Upgrade, for use with 4500B Series 82" or Larger  | 1676.00 |
| 795H     | †† GTT Self-Contained LED IR Opticom™ Emitter, Refer to GTT Opticom™ Emitters Section for Pricing   |         |
| 45795H   | †† Installation of 795H in a 4500 Series Lightbar, No Charge when Purchased with 795H   |         |



**4500 Plus Build-A-Bar™ Series**, Not All Options Available on All Lightbars. 4500B Series is a Build-A-Bar, All Inner Lighthoods Purchased Separately.

|        |  |        |
|--------|--|--------|
| 45B±±  | †† 4500 Series Build-A-Bar™, ±± Insert Length 38" or 44" Long  | 279.00 |
| 45B52  | †† 4500 Series Build-A-Bar™, 52" Long  | 380.00 |
| 45B52* | †† 4500 Series Build-A-Bar™, 52" Long, with Center-Mounted LED ICC Lights, Replace * with Color of ICC light, A = Amber or R = Red | 380.00 |
| 45B±±  | †† 4500 Series Build-A-Bar™, ±± Insert Length 60", 72" or 76" Long   | 586.00 |



All models are 12 Volt D.C. only unless otherwise noted above. For other voltages contact factory.

\* Replace symbol in model number with letter indicating lens color or LED color desired: **A** = Amber; **B** = Blue; **C** = Clear/White; **R** = Red; **G** = Green

# Replace symbol in model number with letter indicating SPLIT lens or LED color desired: **D** = Red/Clear; **E** = Blue/Clear; **F** = Amber/Clear; **H** = Green/Clear

† (to be discontinued, check availability) †† (special order, check availability, non-returnable) **J** = Red/Blue; **K** = Red/Amber; **L** = Red/Green; **M** = Blue/Amber

! Indicate length desired: 5 foot, 6 foot, 7 foot or 8 foot \$ Indicates Lower Price

Lightbars

| MODEL     | DESCRIPTION   | LIST   |
|-----------|---|--------|
| 45B±±*    | †† 4500 Series Build-A-Bar™, ±± Insert Length 60", 72" or 76" Long, with Center-Mounted LED ICC Lights, Replace * with Color of ICC light, A = Amber or R = Red | 586.00 |
| 45B±±     | †† 4500 Series Build-A-Bar™, ±± Insert Length 82", 84", 86", 88" or 90" Long  | 766.00 |
| 45B±±*    | †† 4500 Series Build-A-Bar™, ±± Insert Length 82", 84", 86", 88" or 90" Long, with LED ICC Lights, Replace * with Color of ICC light, A = Amber or R = Red      | 766.00 |
| 45KFS     | †† Interior KKK Front Strobe Lighting Package, Includes Three Strobes   | 289.00 |
| 45KRS     | †† Interior KKK Rear Strobe Lighting Package, Includes Three Strobes and Two Load Lights  | 389.00 |
| 45KFH     | †† Interior KKK Front Halogen Lighting Package, Includes Three Halogen Modules  | 257.00 |
| 45KRH     | †† Interior KKK Rear Halogen Lighting Package, Includes Three Halogen Modules and Two Load Lights   | 355.00 |
| 45LRLOAD  | <b>NEW</b> Add a Pair of Triple (6 LR11's total) LR11 Super-LED® Load Lights (Replaces 45MRLOAD)  | 425.00 |
| 45ALOAD   | †† Add Two Load Lights  | 100.00 |
| 45DLOUTA  | †† Delete Outboard Two Amber ICC Lights Only  |        |
| 45DLOUTR  | †† Delete Outboard Two Red ICC Lights Only  |        |
| 45DLCNTA  | †† Delete Center Amber ICC Light Only   |        |
| 45DLCNTR  | †† Delete Center Red ICC Light Only   |        |
| 45ADDDHAL | †† Add One 700 Series Halogen Lighthouse  | 87.00  |
| 45ADDSTR  | †† Add One 700 Series Strobe Lighthouse   | 97.00  |
| 45ADDAST  | †† Add One Outboard Angled Strobe Lighthouse  | 97.00  |
| 45ADROTA  | †† Add One Rotator  | 87.00  |
| 45ADL8*   | †† Add One Single Color 700 Series Super-LED® Lighthouse (Flashing) Red, Blue or Amber  | 226.00 |
| 45ADLS8*  | †† Add One Single Color 700 Series Super-LED® Lighthouse (Steady), Red, Blue or Amber (Flasher Purchased Separately)  | 226.00 |
| 45ADLS8C  | †† Add One Single Color 700 Series Super-LED® Lighthouse (Steady), White (Flasher Purchased Separately)   | 272.00 |
| LENSGLUE  | †† Optional Lens Section Glued, Each  | 48.00  |
| 795H      | †† GTT Self-Contained LED IR Opticom™ Emitter, Refer to GTT Opticom Emitters Section for Pricing  |        |
| 45795H    | †† Installation of 795H in a 4500 Series Lightbar, No Charge when Purchased with 795H   |        |

### Options, Mounting Kits

For Edge®, Justice® & Liberty™ Model/Year/Length, Available at Time of Lightbar Purchase ONLY. (For Mounting Kit Options and Replacement Strap & Mounting Kits, See Replacement Parts, Mounting Kits & Strap Kits).

#### Chevrolet, with Lightbar Purchase Only.

|        |  |       |
|--------|--|-------|
| MKEZ81 | <b>NEW</b> Caprice / 2011 / 44" - 48"  | 49.00 |
| MKEZ63 | Colorado Pickup / 2004-2011 / 48"  | 49.00 |
| MKEZ6  | † Express Van / 1999-2008 / 52"-55"  | 49.00 |
| MKEZ45 | GMC 3500 Truck / 1999-2011 / and GMC 2500 / 2003-2011 / 52"-55"                | 49.00 |
| MKEZ70 | Impala / 2006-2011 / 48"-50"   | 49.00 |
| MKEA70 | Impala Low Profile Adjustable / 2006-2011 / 43"-44"                            | 65.00 |
| MKEZ6  | † RV/Chassis Cab / 1990-2006 / 52"-55"   | 49.00 |
| MKEZ6  | † RV/Pickup / 1990-2008 / 52"-55"  | 49.00 |
| MKEZ71 | RV/Suburban / 2007-2011, Tahoe / 2007-2011 / 52"-55"                           | 49.00 |
| MKAJ71 | RV/Suburban / 2007-2011, Tahoe / 2007-2011, Adjustable Leveling Foot / 52"-55" | 65.00 |
| MKEZ45 | †† Silverado Pickup / 1999-2006 (2007 Classic) / 52"-55"                       | 49.00 |
| MKEZ73 | Silverado Pickup / 2007-2011 / 52"-55"   | 49.00 |

#### Chrysler, with Lightbar Purchase Only.

|        |  |       |
|--------|--|-------|
| MKEZ62 | †† Aspen / 2007-2011 / 48"-50"   | 49.00 |
| MKEZ69 | Charger / 2005-2011 / 48"-50"  | 49.00 |
| MKEA69 | Charger Low Profile Adjustable / 2005-2011 / 43"-44"                   | 65.00 |
| MKEZ62 | Dakota / 2005-2011 / 48"-50"   | 49.00 |
| MKAJ62 | Dakota, Adjustable Leveling Foot / 2005-2011 / 48"-50"                 | 65.00 |
| MKEZ62 | †† Durango / 2004-2011 / 48"-50"                                       | 49.00 |
| MKAJ62 | †† Durango, Adjustable Leveling Foot / 2004-2011 / 48"-50"             | 65.00 |
| MKEZ62 | †† Jeep Grand Cherokee / 2005-2011 / 54"-55"                           | 49.00 |
| MKAJ62 | †† Jeep Grand Cherokee, Adjustable Leveling Foot / 2005-2011 / 54"-55" | 65.00 |
| MKAJ77 | Nitro / 2011 / 48"-50"   | 65.00 |
| MKEZ58 | Ram 1/2 Ton Pickup / 2002-2008 / 52"-55"                               | 49.00 |
| MKEZ58 | Ram 2500/3500 Pickup / 2003-2009 / 52"-55"                             | 49.00 |
| MKEZ78 | Jeep Liberty / 2011 / 43"-44"  | 49.00 |
| MKEZ79 | <b>NEW</b> RAM / 1500-3500 / 2010-2011                                 | 49.00 |
| MKEZ80 | Jeep Patriot / 2011 / 43"-44"  | 49.00 |

#### Ford, with Lightbar Purchase Only.

|        |  |       |
|--------|--|-------|
| MKEZ47 | Crown Victoria / 1992-2011 / 48"-50"                         | 49.00 |
| MKEA47 | Crown Victoria, Low Profile Adjustable / 1992-2011 / 43"-44" | 65.00 |
| MKEZ51 | Escape (Standard Roof Rack Only) / 2001-2011 / 48"-50"       | 49.00 |
| MKEZ51 | Escape Hybrid / 2005-2011 / 48"-50"                          | 49.00 |
| MKEZ38 | Excursion, For Edge Series / 2000-2006 / 55"-60"             | 49.00 |
| MKEZ74 | †† Expedition (Low Profile Rack Mount) / 2007-2011 / 52"-55" | 49.00 |

|         |  |       |
|---------|--|-------|
| MKEZ60  | †† Expedition / 2003-2011 / 52"-55"                          | 49.00 |
| MKEZ55  | Explorer / 2002-2011 / 48"-50"                               | 49.00 |
| MKEZ61L | †† F-150 / 2004-2010 / 52"-55"                               | 49.00 |
| MKEZ61  | †† F-150 / 2004-2010 / 60"                                   | 49.00 |
| MKEZ38  | †† F-250/350/450/550 Super-Duty / 1999-2011 / 60", Edge Only | 49.00 |
| MKEZ45  | †† Ranger / 2006-2011 / 48"-50"                              | 49.00 |
| MKEZ75  | †† Taurus / 2008-2009 / 48"-50"                              | 49.00 |
| MKEZ76L | Taurus / 2010-2011 / 48"-50"                                 | 49.00 |

**Permanent Mount, with Lightbar Purchase Only.**

|        |  |        |
|--------|--|--------|
| MKEZ7  | 1-1/2" Permanent Mount / ALL   |        |
| MKAJ7  | Adjustable Leveling Foot for 1-1/2" Permanent Mount / ALL                | 16.50  |
| MK8H   | 5" Permanent Mount (Cast Aluminum) / ALL / ALL                           | 49.00  |
| MK9S   | Slide Bolt Brackets for Flat Surface Mounting (2 ea.) 48"/55"            | 49.00  |
| MK20S  | Slide Bolt Brackets for Flat Surface Mounting (3 ea.) 60"                | 73.00  |
| MKEZ29 | 1-1/2" Mounting Foot with Strap Hardware (Straps Purchased Separately)   |        |
| MKEA29 | Low Profile Adjustable Foot with Strap Hardware (Straps Sold Separately) | 15.50  |
| MK7SS2 | Stainless Steel Heavy Duty 10° Adjustable Permanent Mount Feet, Low      | 169.00 |
| MK7SS4 | Stainless Steel Heavy Duty 10° Adjustable Permanent Mount Feet, High     | 215.00 |

**Quick Disconnect Mount, with Lightbar Purchase Only.**

|        |  |       |
|--------|--|-------|
| MKEZ40 | Ford Crown Victoria (Quick Disconnect Mount) / 1992-2010 / 48" | 73.00 |
|--------|--|-------|

**Replacement Parts, Mounting Kits & Strap Kits**

Replace # with the vehicle # listed on previous page.

**Replacement Strap Kits & Mounting Kits**

|         |  |        |
|---------|--|--------|
| RMKEZ#  | Replacement Mounting Kit Includes Feet, Hardware & Straps of your choice   | 150.00 |
| RMKEZ29 | Replacement 1 1/2" Mounting Foot with Strap Hardware (Straps Purchased Separately)   | 87.00  |
| RMKEA29 | Replacement MKEA29 Mounting Foot with Strap Hardware (Straps Purchased Separately)   | 102.00 |
| RMK#H   | Replacement Mounting Kit includes 5" Riser, Hardware & Straps of Your Choice   | 184.00 |
| STPKT#  | Straps & Bolts Only for Mounting Kit, For Use with MKEZ or MKAJ Only   | 87.00  |
| STPEA70 | Strap and Bolt Only for MKEA70 Mounting Kit, Impala / 2006-2011  | 87.00  |
| STPEA69 | Strap and Bolt Only for MKEA69 Mounting Kit, Charger / 2005-2011   | 87.00  |
| STPEA47 | Strap and Bolt Only for MKEA47 Mounting Kit, Ford Crown Victoria / 1992-2010   | 87.00  |
| RMKEZ7  | Replacement 1-1/2" Permanent Mounting Kit #7   | 87.00  |
| RMK9S   | Replacement Slide Bolt Mounting Kit #9S (2 ea.)  | 87.00  |
| RMK20S  | Replacement Slide Bolt Mounting Kit #20S (3 ea.)   | 117.00 |
| RMK8H   | Replacement 5" Riser Mounting Kit #8H  | 120.00 |
| RMKAJ#  | Replacement Adjustable Leveling Foot, Includes Feet, Hardware and Choice of Strap # 16, 52, 54, 62, 71 or 72   | 166.00 |
| NOTE    | All straps are special ordered and NON-RETURNABLE. Some modification may be required by the end user to adapt these straps to fit exact vehicle roof line and door jamb positions. This list is intended as a GUIDE ONLY to assist in obtaining the closest strap for vehicle make and fit, and DOES NOT GUARANTEE an exact fit in every case. |        |

**Replacement Parts, Lens Kits**

Lens kit worksheets are available from your local distributor or your authorized managing sales representative.

**Edge® Classic, 94 & 96 Series, Lens Kits**

|          |  |        |
|----------|--|--------|
| LENSKIT1 | †† Lens Kit for Classic Edge® Lightbar | 205.00 |
| LENSKIT2 | †† Lens Kit for Classic Edge® Lightbar | 272.00 |
| LENSKIT3 | †† Lens Kit for Classic Edge® Lightbar | 272.00 |

**Edge® 9M Series, Lens Kits**

|          |  |        |
|----------|--|--------|
| 9MLENKT1 | †† Lens Kit for Edge® 9M Series Lightbar | 205.00 |
| 9MLENKT2 | †† Lens Kit for Edge® 9M Series Lightbar | 272.00 |
| 9MLENKT3 | †† Lens Kit for Edge® 9M Series Lightbar | 272.00 |

**Edge® Ultra 9U & Freedom Series, Lens Kits**

|          |  |        |
|----------|--|--------|
| 9ULENKT1 | †† Lens Kit for Edge® Freedom™ Series Lightbar | 205.00 |
| 9ULENKT2 | †† Lens Kit for Edge® Freedom™ Series Lightbar | 272.00 |
| 9ULENKT3 | †† Lens Kit for Edge® Freedom™ Series Lightbar | 272.00 |

**LFL Patriot™ & LFL Liberty™ Series, Lens Kits**

|          |  |        |
|----------|--|--------|
| 9LLENKT1 | †† Lens Kit for LFL Liberty™ Series Lightbar | 205.00 |
| 9LLENKT2 | †† Lens Kit for LFL Liberty™ Series Lightbar | 272.00 |
| 9LLENKT3 | †† Lens Kit for LFL Liberty™ Series Lightbar | 272.00 |

**Replacement Parts, Bulbs For Whelen Lights**

Pictorial reference is located at the end of this Price List.

**Halogen Bulbs, 12 Volts, Unless Specified, Snap-In, Bulb Only.**

|          |   |       |
|----------|---|-------|
| H27DSN28 | 27 Watt, 24 Volt, Stop/Tail/Turn                      | 26.00 |
| H35DSN12 | 35 Watt Halogen Dual Filament for Interior Light Only | 28.00 |
| H35SN24  | 35 Watt, 24 Volt (Yellow Dot)                         | 26.00 |

**Halogen Bulbs, 12 Volts, H-1**

|         |  |       |
|---------|--|-------|
| H55H112 | 55 Watts, For Delta™ Rotators, Guardian™ Models G1 and G2 Series | 19.00 |
|---------|--|-------|

All models are 12 Volt D.C. only unless otherwise noted above. For other voltages contact factory.

\* Replace symbol in model number with letter indicating lens color or LED color desired: **A** = Amber; **B** = Blue; **C** = Clear/White; **R** = Red; **G** = Green

† Replace symbol in model number with letter indicating SPLIT lens or LED color desired: **D** = Red/Clear; **E** = Blue/Clear; **F** = Amber/Clear; **H** = Green/Clear

‡ (to be discontinued, check availability) †† (special order, check availability, non-returnable) **J** = Red/Blue; **K** = Red/Amber; **L** = Red/Green; **M** = Blue/Amber

! Indicate length desired: 5 foot, 6 foot, 7 foot or 8 foot \$ Indicates Lower Price

| MODEL   | DESCRIPTION   | LIST   |
|---|---|--------|
| <b>Halogen Bulbs, 12 Volts, Unless Specified, Twist-Lock, Includes Twist-Lock Adapter &amp; Snap-In Bulb.</b> |   |        |
| H35HSC12  | 35 Watt Halogen Bulb for 810 Scene Light  | 31.00  |
| H35ASC24  | 35 Watt Halogen Bulb for 24 Volt 810 Scene Light  | 31.00  |
| H35DTL12  | 35 Watt Halogen Bulb, 3 Position Connector for Interior Light Only, Dual Filament   | 31.00  |
| <b>Strobe Tubes</b>   |   |        |
| UNI   | †† Universal Flash Tube (Replaces S406, S600, Z360)   | 65.00  |
| 4ELTUBE   | †† 400 Series Linear Strobe Tube/Reflector Assembly   | 76.00  |
| 4ECTUBE   | †† 4E Series Combination Rear Strobe w/Halogen Lamp Reflector Assembly  | 117.00 |
| 500LTUBE  | †† 500 Series Linear Strobe Tube/Reflector Assembly   | 96.00  |
| 58L4TUBE  | †† 508E Series Linear Strobe Tube/Reflector Assembly, 4 Screw Lens Design   | 149.00 |
| 81L4TUBE  | †† 810E Series Linear Strobe Tube/Reflector Assembly, 4 Screw Lens Design   | 149.00 |
| 6ELTUBE   | †† 600/6E Series Linear Strobe Tube/Reflector Assembly  | 104.00 |
| 7ELTUBE   | †† 700/7E Series Linear Strobe Tube/Reflector Assembly  | 104.00 |
| 7ECTUBE   | †† 7E Series Combination Rear Strobe w/Halogen Lamp Reflector Assembly  | 117.00 |
| 80DTUBE   | †† 800D/1200D Series Helix 1-1/2 Turn, 3 Pin Plug-In Base Strobe Tube   | 65.00  |
| 80TUBE  | †† 800C/1200C Series Helix 1-1/2 Turn Strobe Tube with black reflector 1200C Series, 800C Series, FHEAD / GHEAD / XHEAD Series  | 65.00  |
| 900STUBE  | †† 900 Series Non-Linear Strobe Tube/Reflector Assembly   | 108.00 |
| 9UTUBE  | †† Edge® 9M/Ultra Corner Tube/Reflector   | 76.00  |
| LFLTUBE   | †† Edge® LFL Corner Tube/Reflector  | 76.00  |
| DIRECTIO  | †† Large Directional Strobe Tube with Reflector (MN200S Style) 9000FF Series, 9000FM, 9801 Series, 9804 Series, 9806 Series, AdvantEdge®+Plus™ Series   | 93.00  |
| FT10A   | †† 3-Pin "U" Strobe Tube, Plug-in, VP410 Series, VP415 Series, 2004, 2012, 2015   | 32.00  |
| FT1510  | †† Linear Tube for 1510 Series  | 29.00  |
| FT20A   | †† 3-Pin Helix 1-1/2 turn Strobe Tube, Plug-in, VP420 Series, VP422 Series, 2022, G5 & G7 Series  | 37.00  |
| FT25  | †† Flash Tube, 2500 Series Beacons  | 37.00  |
| LINEAR14  | †† Linear Strobe/Reflector Module, Centurion™ Lower Level CL14 Series Strobe, FastTrax™ Front Strobe  | 76.00  |
| LINEAR17  | †† Linear Strobe/Reflector Module, Dash-King™ Series, Centurion™ Lower Level CL17 Series Strobes  | 76.00  |
| MICROSID  | †† Micro Side Beam Strobe and Reflector 9802M, MC100S Series, R4DX Series   | 73.00  |
| S1000   | †† 1000 Series Strobe Flash Tube  | 14.50  |
| M469  | †† 1 1/2 Turn Helix Strobe Tube with Reflective Base, V-Head  | 65.00  |
| REPTSSTR  | †† Twin Side Beam™ Dual Strobe Reflector Assembly   | 120.00 |
| SMALLDIR  | †† Small Directional Strobe with Reflector (no side kickers), For SOLO*S  | 73.00  |
| SSTUBE  | †† Super Strobe® Helix 1-1/2 turn Strobe Tube and Polished Reflector, DOT6H, S360C/S360D/S360S Series, SS361, SS363, SS364  | 65.00  |
| TURBO94   | †† Linear Strobe Tube/Reflector Ass'y for 94EDGE, 94 Towman's™ Edge®, 94EDGE with Traffic Advisors™ and Micro Edge®   | 76.00  |
| TURBOASY  | †† Linear Strobe/Reflector Module for "Classic" Edge® and Edge+Plus™  | 76.00  |
| TURB6DUP  | †† Duplex Linear Strobe/Reflector Module for 96 Series Edge® Bars, Dash-King 2000   | 76.00  |
| TURB6ASY  | †† Linear Strobe/Reflector Module For B-Link™, 94/96 Series Edge® Bars (Full Size)  | 76.00  |
| TURB6HAL  | †† Linear Strobe & Snap-in Halogen/Reflector Module for Models 9404, 9406   | 81.00  |
| TURB6KIT  | †† Linear Strobe/Reflector Module for Models 9404, 9406   | 76.00  |
| <b>DOT3® Systems with Deutsch® Waterproof Connectors</b>  |   |        |
| REPDIRD   | †† DOT3 100 Series Rear Strobe Assembly, Replaces Old Style AMP W.P., (P/N 02-0341827-00C)  | 101.00 |
| REPS30WD  | †† DOT3 200 Series Rear 1-1/2 Turn Helix Strobe Assembly, Replaces Old Style AMP W.P., (P/N 36-0361836-00C)   | 73.00  |
| REPSTTWD  | †† DOT3 100/200 Series Brake/Tail/Turn Bulb Assembly, Replaces Old Style AMP W.P., (P/N 34-0061856-00C)   | 40.00  |
| DIRECTWD  | †† DOT3 100 Series Rear Strobe Assembly with Deutsch® Waterproof Connector  | 99.00  |
| <b>DOT3® Systems with AMP® Waterproof Connectors</b>  |   |        |
| REPSTTWA  | †† DOT3® 100/200 Series Brake/Tail/Turn Bulb Assembly   | 40.00  |
| H35TL12W  | DOT3® 100/200 Series Back-up Light Assembly   | 40.00  |
| REPDIRWA  | †† DOT3® 100 Series Rear Strobe Assembly  | 101.00 |
| REPS30WA  | †† DOT3® 200 Series Rear Strobe Assembly, 1 1/2 Turn Helix Strobe Assembly  | 73.00  |
| <b>Snap-In Bulbs</b>  |   |        |
| H20SN12   | 20 Watt (Green Dot) , TA836 Series, TA870A Series, TA837 Series, TA1652H Series, TA1664H Series, BLTA, 97 Edge® Bar Series/All Dual Halogen Models, SSNF™ Series Halogen Lighthoods   | 15.00  |
| H27SN12   | 27 Watt (Red Dot), 508 Series, 64 Back Series, 810 Series, 830 Scenelight, AdvantEdge®+Plus™ & Super AdvantEdge®+Plus™ Lightbars, Towman's™ Lightbars, Edge®+Plus™, B-Link™ Bar Full Size Halogen Modules, Dash-Miser™ Halogen Models | 15.00  |
| H35SN12   | 35 Watt (White Dot), 4000 Motor/Reflector Assembly/Brushless, 52 Series, DOT3® Systems, Edge® California Steady-Burn, RDX Series  | 15.00  |
| H35HSN12  | 35 Watt, Horizontal Filament (Gold Dot), GH Series, 64 Series, 73 Series, 97 Scenelight, 5000 Super AdvantEdge®+Plus™   | 15.00  |

|          |   |       |
|----------|---|-------|
| H50SN12  | 50 Watt, Horizontal Filament (Blue Dot), 97 Series Scenelight, 9E Series, 7E Series (Flashing Only) (Formerly ARSASN12) | 15.00 |
| H50ASN12 | 50 Watt, Halogen Bulb for RB6P, RB6D, B6R and Centurion™ Lightbars  | 15.00 |
| H60SN12  | 60 Watt, 7E Series, 9E Series, RB6T Series  | 15.00 |
| STOPSN12 | Brake/Tail/Turn Light, DOT3® Systems (Incandescent Globe Style)   | 15.00 |

#### Linear Snap-In Flash Tubes

|          |  |       |
|----------|--|-------|
| TURBO5   | †† Linear Strobe Tube only for 900, 97 & 9E Linear, and 81E Linear. Snap-In with Stiff Trigger Lead 4.75" Long   | 38.00 |
| TURBO64  | †† Linear Strobe Turbo Tube for 64 Series, Snap-in 6" long, 508 Series Linear, 1997 Edge® Bars, Super AdvantEdge®+Plus™, TA864S  | 38.00 |
| TURBOTUB | †† Linear Strobe Turbo Tube, 97 Series, Snap-in 6-3/4" long, 4000-4SI/6SI/8SI Series, 810 Series, 9000 Series, 97 Linear Strobe Series, 9802 Series, 9804 Series, 9806 Series, DOT3103, ECAPTT Series, MCEDGE Series, MCED3 Series, MEDGE Series, T103 | 38.00 |

#### Bi-Pin Halogen Bulbs

|         |   |      |
|---------|---|------|
| H20W12V | 20 Watt, TA4000A, TA9000A Series, TA9000D   | 7.25 |
| H27W12V | 27 Watt, 9000 Series Alley Light (Full Size), 9000FM Work Light, CR12/212 Series, GRLHAL, TS200H, TS200C            | 7.25 |
| H35W12V | 35 Watt, 4000 Series Motor/Reflector Assembly with Brushes, Val-U-Bar™ Series Motor/Reflector Assembly with Brushes | 7.25 |
| H50W12V | 50 Watt   | 7.25 |

#### Twist-Lock Halogen & Strobe Bulbs

|          |   |       |
|----------|---|-------|
| S30TL    | †† Twist-Lock Helix 1-1/2 Turn Strobe Tube, 52 Series Twist-Lock, 56 Series Twist-Lock, 64 Series Twist-Lock, 73 Series Twist-Lock, 9000 Series, 97 Series Twist-Lock, Dash Miser™/DashMiser Plus™ Twist-Lock Series, GSF/GSE Series, SBS8S | 44.00 |
| TA20TL12 | 20 Watt, 2 Position Connector, TA836A, TA837A, TA838A, TA839A, TA870A, TA1620A, TA1622A (Formerly ADABULB)  | 17.00 |
| H27TL12  | 27 Watt, 3 Position Connector, 9000 Series Take-Down and Flashers, DashMiser™/DashMiser Plus™ Halogen Series  | 17.00 |
| H35TL12  | 35 Watt, 3 Position Connector, GHF/GHE Series, 52 Series Halogen, 64 Series, 64 Series Opti-Scenelight™, 73 Series, 73 Series Opti-Scenelight™  | 17.00 |
| H50TL12  | 50 Watt, 3 Position Connector, 97 Series, 97 Series Opti-Scenelight™  | 17.00 |
| BRAKTL12 | Brake/Tail/Turn, 3 Position Connector, (Incandescent), 52 / 64 / 73 & 97 Series Brake/Tail/Turn (Globe Style, Not Flat Back Style)  | 17.00 |

All models are 12 Volt D.C. only unless otherwise noted above. For other voltages contact factory.

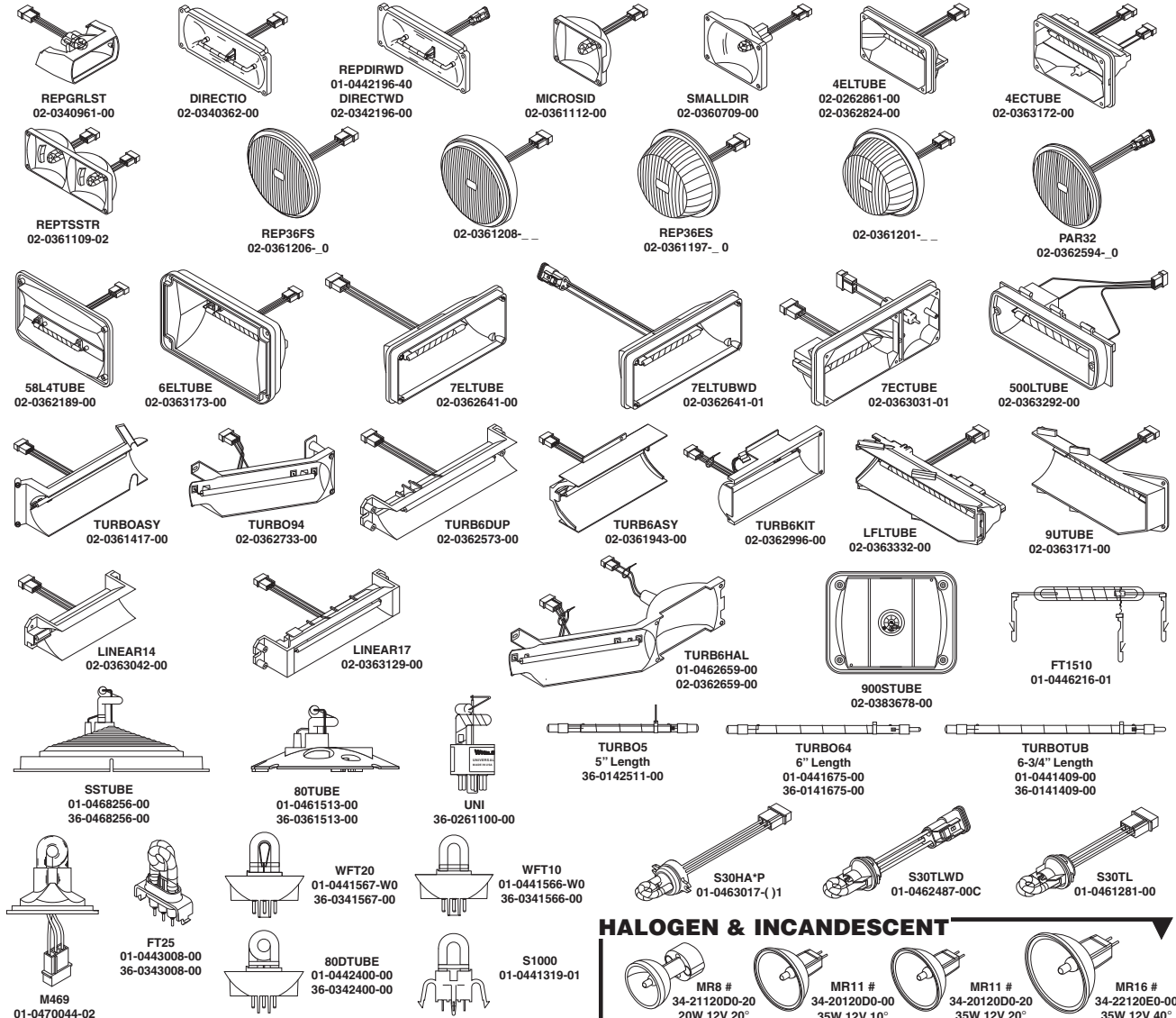
\* Replace symbol in model number with letter indicating lens color or LED color desired: **A** = Amber; **B** = Blue; **C** = Clear/White; **R** = Red; **G** = Green

# Replace symbol in model number with letter indicating SPLIT lens or LED color desired: **D** = Red/Clear; **E** = Blue/Clear; **F** = Amber/Clear; **H** = Green/Clear

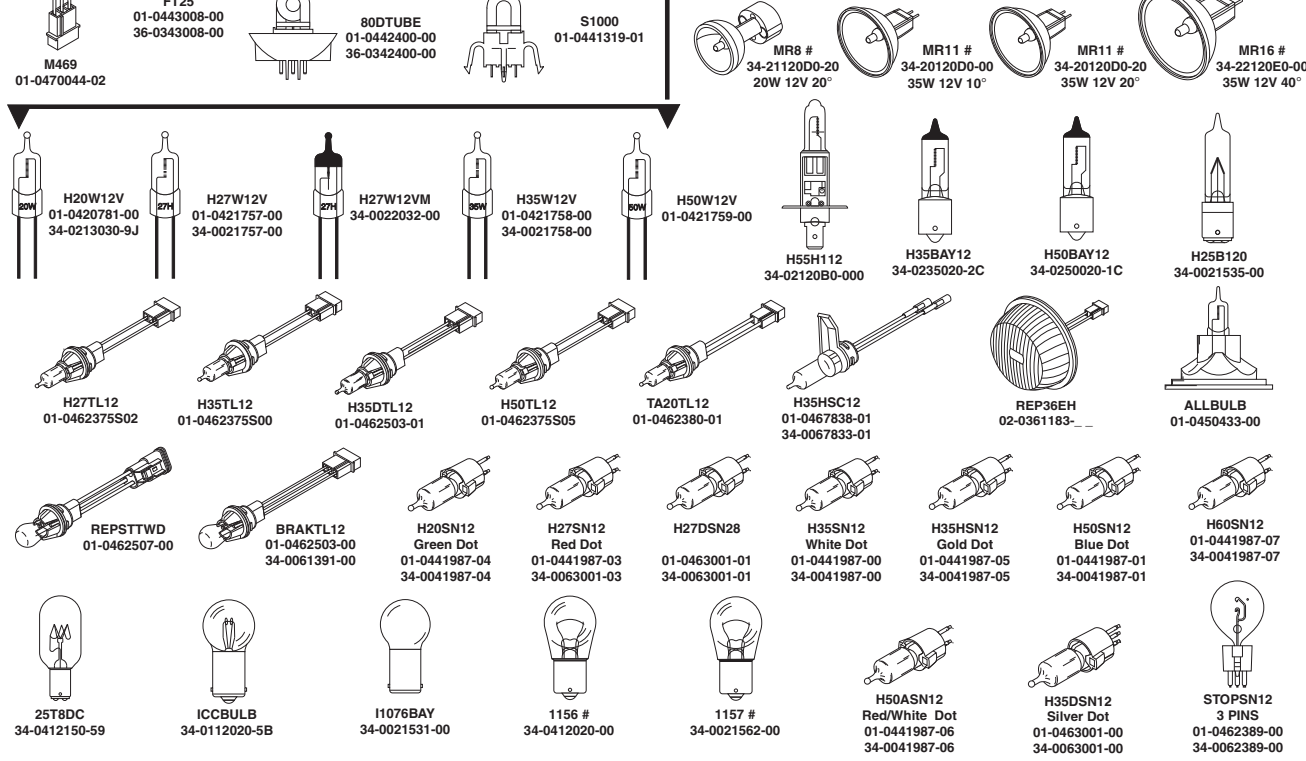
† (to be discontinued, check availability) †† (special order, check availability, non-returnable) **J** = Red/Blue; **K** = Red/Amber; **L** = Red/Green; **M** = Blue/Amber

! Indicate length desired: 5 foot, 6 foot, 7 foot or 8 foot **\$** Indicates Lower Price

### STROBE



### HALOGEN & INCANDESCENT





**\*USER DIRECT WARRANTY (FOR AUTOMOTIVE PRODUCTS ONLY)**

Whelen Engineering Company, Inc. warrants products of its manufacture against defects in material and workmanship. This is provided that the product has been installed and operated in accordance with the manufacturer's recommendations. During the warranty period (see below) the Factory Repair Center or an Authorized Whelen Repair Center† will repair or replace (at its option) any parts or electronic assemblies of the unit which disclose a defect in material or workmanship. The Repair Center will return the repaired unit, transportation cost prepaid.

The above warranty is between the first purchaser (ultimate user) only and Whelen Engineering Company, Inc. (manufacturer). No prior authorization is required for returning Whelen products for warranty consideration. Each Whelen product sold is covered only by the official warranty in effect at time of purchase.

This warranty is not applicable to any Whelen product that has failed due to abuse, misuse, improper installation, excessive voltages, or alterations to the product that affects, in the manufacturer's judgment, intended use and service. Whelen will not be held liable for any incidental or consequential damages, and assumes no responsibility or liability for expenses incurred in the removal and/or re-installation of products requiring service and/or repair; nor the packaging, handling, and shipping to the Factory Repair Center or Authorized Whelen Repair Center†; nor for the handling of products returned from the repair center after service or repair.

**There are no other warranties, expressed or implied, including, but not limited to, any implied merchantability or fitness for a particular use.** Whelen Engineering Company, Inc. reserves the right to modify this warranty statement at any time; or discontinue, modify, or upgrade any products of its manufacture with design improvements without prior notice.

All power plugs/cigar plugs, incandescent and halogen bulbs, polycarbonate/plastic materials, radar products, aviation equipment, industrial products and high power voice/siren systems are not covered by this warranty (see applicable warranty statement). This warranty will be void when using or substituting other than all-genuine Whelen system components, such as remote head assemblies, xenon flash tubes, shielded cables, strobe power supplies, siren amplifiers and siren speakers.

This warranty gives you specific rights, and you may also have other rights which vary from state to state.

**WHELEN ENGINEERING COMPANY ELECTRO-MECHANICAL AND STROBE PRODUCTS**

**STANDARD / 2-YEAR WARRANTY**

Whelen products are covered by a direct warranty for up to a maximum two years from date of purchase (not to exceed three years from date of manufacture), with proof of purchase. In accordance with the policy statement described herein, the unit may be returned directly to the factory or to an Authorized Whelen Repair Center† for warranty consideration. Whelen 100 watt siren speakers are covered by a 2-year warranty from the date of manufacture. Heavy-Duty motor assemblies (so marked) are covered by a direct warranty for up to three years from date of manufacture. For warranty consideration, both the siren speakers and motor assemblies are subject to the conditions and steps described herein.

**HDP® / 5-YEAR WARRANTY**

Whelen Automotive Non-Lightbar Strobe Power Supplies, LED Ballasts and LED Products bearing the official HDP label and manufactured to HDP standards, are covered by a direct warranty for up to five years from date of manufacture. In accordance with the policy statement described herein, the unit may be returned directly to the factory or to an Authorized Whelen Repair Center† for warranty consideration.



**12 MONTH WARRANTY — BACK-UP ALARMS**

Whelen Back-Up Alarms are covered by a 12 month warranty. Both are subject to the conditions and steps described herein.

**\*10 YEAR LIMITED WARRANTY — LIGHTBAR POWER SUPPLY**

All repairable warranty and non-warranty Edge® style lightbar strobe power supplies will be replaced with a compatible new power supply. If out of initial warranty period but less than 7 years old, the charge will be a flat fee of \$130.00; if between 7 & 10 years old, the charge will be a flat fee of \$145.00 (warranty for standard power supply is 2 years and Heavy-Duty Professional (HDP®) power supply is 5 years). This is subject to the conditions and steps described herein.

**12 AND 24 MONTH DIRECT WARRANTY — XENON FLASH TUBES**

**(Except Flash Tubes from 1000/1500/2000/3000 & VP Series which are covered by a 6 month warranty)**

If the xenon flash tube component of a "Whelen" brand (not from 1000/1500/2000/3000 or VP Series) product is returned to Whelen within 12 months of the date which is affixed to the flash tube, Whelen will replace that flash tube free of charge ONE TIME ONLY, subject to the conditions and steps herein. Whelen "Gold Medallion" flash tubes including all linear flash tube assemblies, carry a 24 month warranty. Whelen will pay ground transportation from Whelen's factory or Authorized Whelen Repair Center† to the customer via UPS where available (in the Continental U.S.).

**12 MONTH EXTENDED WARRANTY — WHELEN REPAIRED STROBE POWER SUPPLIES**

Whelen offers to repair or replace, free of charge, any part of its strobe light power supplies that have been repaired by Whelen within 12 months and are less than 5 years old, subject to the conditions and steps herein. Whelen will pay ground transportation from Whelen's factory or Authorized Whelen Repair Center† to the customer via UPS where available (in the Continental U.S.).

**\*WHELEN ENGINEERING COMPANY OUT-OF-WARRANTY FACTORY REPAIR PROGRAM:**

If found to be repairable, the Whelen Factory Repair Center (only) will repair Non-Lightbar Electronic Strobe Power Supplies for \$80 each. This does not include replacement of any other electro-mechanical parts including flash tubes, polycarbonate domes, motors, or hardware items.

Follow the "Steps To Be Taken For Return" noted below, and include a check or money order for \$80 for each unit returned. For Whelen products older than 10 years, repair charges will be determined upon examination only (minimum charge is \$145). Contact factory service center for further details.

**STEPS TO BE TAKEN FOR WARRANTY RETURN:**

- 1) Whelen products are to be returned **freight prepaid** to the: Whelen Factory Repair Center Building B, 51 Winthrop Road, Chester, CT 06412-0684; or an Authorized Whelen Repair Center†. Do not ship by bus.
- 2) A copy of the sales receipt must be returned with the defective unit to qualify for warranty coverage from date of purchase.
- 3) Include a short statement explaining the problem.
- 4) Include your name, address, and day-time telephone number.
- 5) Whelen and its Authorized Repair Centers will, via UPS, ship back the repaired unit **freight prepaid**, usually within a few days after its receipt.



ENGINEERING COMPANY, INC.

51 Winthrop Road  
Chester, CT 06412-0684  
Phone: (860) 526-9504  
Fax: (860) 526-4078  
www.whelen.com

**— EFFECTIVE 7/1/10, REPLACES ALL PREVIOUSLY PUBLISHED SERVICE POLICIES —**

† The only AUTHORIZED WHELEN REPAIR CENTER(S) are predetermined by the Whelen Factory via official listing obtained from Whelen Engineering Company, Chester, CT.

\*New/Revised

*If you're not  
buying* **MANUFACTURED**  
**WHELEN** *IN AMERICA*  
*You're not buying a product*  
**"Manufactured in America!"**

Whelen Engineering offers the widest range of products from tiny Hide-A-Way strobe tubes to complete warning systems. We offer strobe, halogen and the latest generation of super-tough, super-bright Super-LEDs<sup>®</sup>, all certified, field-tested and ready to go to work for you. Over 50 years of design innovation, research and development, providing consistent quality, world class sales and service.

Full-size and Mini Lightbars  
360° Beacons  
Directional Lighthoods  
Dash, Deck & Grille Lights  
Brake/Tail/Turn Lighting  
Compartment & Interior Lights  
Traffic Advisors™  
Lighting System Packages  
Power Supplies  
Back-Up Alarms, Flashers & Switches  
Worklights & Spotlights

*Whatever your need for warning and signalling,  
there's only one name you need to know.*

**WHELEN**

ENGINEERING COMPANY, INC.

51 Winthrop Road, Chester, CT 06412  
860-526-9504 Fax 860-526-4078  
www.whelen.com

*American Employees, American Manufacturing, American Pride!*



# INDEX

|               |           |                |        |               |       |               |                     |
|---------------|-----------|----------------|--------|---------------|-------|---------------|---------------------|
| .....         | 13        | 40C00VCR.....  | 8      | 5B.....       | 18    | 795H ..       | 23, 33, 35, 37, 40, |
| 0.....        | 18        | 40C02ZCR.....  | 8      | 5BKT1.....    | 9     | 41.....       |                     |
| 00.....       | 18        | 40CC5SCR.....  | 8      | 5BRUSH.....   | 9     | 7A.....       | 18                  |
| 000.....      | 18        | 40J000#R.....  | 8      | 5D.....       | 18    | 7B.....       | 18                  |
| 0AC0EDCR..... | 7         | 40J000*R.....  | 8      | 5FLANGEB..... | 9, 19 | 7CAST1.....   | 11                  |
| 0S*00FCR..... | 7         | 40R00XRR.....  | 8      | 5FLANGEC..... | 9, 19 | 7CAST3.....   | 11                  |
| 0S*00MCR..... | 7         | 43LENS*.....   | 2      | 5FLANGEP..... | 9     | 7D.....       | 18                  |
| 0S*00SCR..... | 7         | 45795H.....    | 40, 41 | 5G*00F*R..... | 9     | 7ECTUBE.....  | 43                  |
| 0SB00SCR..... | 7         | 45ADDAST.....  | 41     | 5GBKT1.....   | 9     | 7EFLANGE..... | 11                  |
| 0SC0EDCR..... | 7         | 45ADDDHAL..... | 41     | 5GC00WCR..... | 9     | 7EGRILB.....  | 11                  |
| 1200DH*P..... | 4         | 45ADDSTR.....  | 41     | 5GC0CCCR..... | 9     | 7EGRILP.....  | 11                  |
| 150.....      | 18        | 45ADL8*.....   | 40, 41 | 5GE8LRC.....  | 9     | 7ELTUBE.....  | 43                  |
| 1502*.....    | 3         | 45ADLS8*.....  | 40, 41 | 5GFLANGB..... | 9     | 7FLANGEB..... | 11                  |
| 1502M*.....   | 3         | 45ADLS8C.....  | 40, 41 | 5GFLANGC..... | 9     | 7GCV6LRC..... | 11                  |
| 1510*.....    | 3         | 45ADROTA.....  | 41     | 5GROMMET..... | 9, 19 | 7GI5LRC.....  | 11                  |
| 1510M*.....   | 3         | 45ALOAD.....   | 41     | 5HI5LRC.....  | 9     | 7GIKT1.....   | 11                  |
| 1SWITCH.....  | 21        | 45B±±*.....    | 40, 41 | 5HSGB1.....   | 9, 19 | 7GILKT2.....  | 11                  |
| 201000*U..... | 7         | 45B±±.....     | 40, 41 | 5HSGB125..... | 9, 19 | 7GM2LRC.....  | 11                  |
| 2012HP*.....  | 3         | 45B52*.....    | 40     | 5HSGPED.....  | 9, 19 | 7HI5LRC.....  | 11                  |
| 2012HP*M..... | 3         | 45B52.....     | 40     | 5IE8LRC.....  | 9     | 7ICV6LRC..... | 11                  |
| 2012HP*V..... | 3         | 45CL*.....     | 40     | 5IISLRC.....  | 9     | 7IE8LRC.....  | 11                  |
| 2012LP*.....  | 3         | 45CLC.....     | 40     | 5J.....       | 18    | 7II5LRC.....  | 11                  |
| 2012LP*M..... | 3         | 45DLCNTA.....  | 40, 41 | 5K.....       | 18    | 7J.....       | 18                  |
| 2012LP*V..... | 3         | 45DLCNTR.....  | 40, 41 | 5LSMAB.....   | 9     | 7K.....       | 18                  |
| 2015HP*.....  | 4         | 45DLOUTA.....  | 40, 41 | 5LSMAC.....   | 9     | 7M.....       | 18                  |
| 2015HP*M..... | 4         | 45DLOUTR.....  | 40, 41 | 5M.....       | 18    | 7PLAST1C..... | 11                  |
| 2015HP*V..... | 4         | 45FL*.....     | 40     | 5S*00F*R..... | 9, 19 | 800DH*P.....  | 4                   |
| 2015LP*.....  | 4         | 45FLC.....     | 40     | 5SCA0CCR..... | 9     | 800DL*M.....  | 4                   |
| 2015LP*M..... | 4         | 45KFH.....     | 41     | 5SR00XRR..... | 9, 19 | 800DL*P.....  | 4, 19               |
| 2015LP*V..... | 4         | 45KFL.....     | 40     | 5TSMAB.....   | 9     | 80COEHCR..... | 12                  |
| 2022AP*.....  | 4         | 45KFS.....     | 41     | 5TSMAC.....   | 9     | 80CBEHCR..... | 12                  |
| 2022HC*.....  | 4         | 45KRH.....     | 41     | 5V*02Z*R..... | 8     | 80CREHCR..... | 12                  |
| 2022HP*.....  | 4         | 45KRL.....     | 40     | 60*02F*R..... | 10    | 80DTUBE.....  | 4, 43               |
| 2022HP*M..... | 4         | 45KRS.....     | 41     | 60*02S*R..... | 10    | 80R0EJCR..... | 12                  |
| 2022HP*V..... | 4         | 45LFLASH.....  | 40     | 602000#U..... | 9     | 80R0EKCR..... | 12                  |
| 2022LC*.....  | 4         | 45LRLoad.....  | 41     | 602000*U..... | 9     | 80TUBE.....   | 43                  |
| 2022LP*.....  | 4         | 45TA.....      | 40     | 60A00TAR..... | 9     | 810CA0ZR..... | 11                  |
| 2022LP*M..... | 4         | 4ECTUBE.....   | 43     | 60BR6FCR..... | 10    | 810CAA#R..... | 11                  |
| 2022LP*V..... | 4         | 4EFLANGE.....  | 8, 19  | 60C00VCR..... | 10    | 810CAA*R..... | 11                  |
| 20C0CDCD..... | 8         | 4EGRILB.....   | 8      | 60C00WCR..... | 10    | 810TRIM.....  | 11                  |
| 20C0CDCR..... | 7         | 4EGRILP.....   | 8      | 60C02FCR..... | 10    | 81EC20#U..... | 11                  |
| 20R00XRR..... | 7         | 4ELTUBE.....   | 43     | 60C02SCR..... | 10    | 81EC20*U..... | 11                  |
| 22T.....      | 18        | 4FLANGEB.....  | 8      | 60C0ELZR..... | 10    | 81L4TUBE..... | 43                  |
| 23H.....      | 18        | 4GCV6LRC.....  | 8      | 60F000#R..... | 10    | 8635CU.....   | 12                  |
| 250.....      | 18        | 4GI5LRC.....   | 8      | 60F000*R..... | 10    | 86CE1.....    | 12                  |
| 2519HP*.....  | 4         | 4GM2LRC.....   | 8      | 60J000CR..... | 10    | 90**5F*R..... | 11                  |
| 2519HP*M..... | 4         | 4ICV6LRC.....  | 8      | 60K000XR..... | 10    | 90**5S*R..... | 11                  |
| 2519HP*V..... | 4         | 4IDSLRC.....   | 8      | 60K000YR..... | 10    | 900STUBE..... | 43                  |
| 2519LP*.....  | 4         | 4IE8LRC.....   | 8      | 60R00BRR..... | 10    | 901000#U..... | 11                  |
| 2519LP*M..... | 4         | 4IISLRC.....   | 8      | 60R00XRR..... | 10    | 901000*U..... | 11                  |
| 2519LP*V..... | 4         | 4ILKT1.....    | 8      | 60RA6FCR..... | 10    | 902000#U..... | 11                  |
| 295HFS2.....  | 21        | 4SWITCH.....   | 21     | 60RC6FCR..... | 10    | 902000*U..... | 11                  |
| 295HFS2X..... | 21        | 4TSMAB.....    | 8      | 60X000RR..... | 10    | 90A00TAR..... | 11                  |
| 295HFS3.....  | 21        | 4TSMAC.....    | 8      | 60X000TR..... | 10    | 90CC5FCR..... | 11                  |
| 295HFS4.....  | 21        | 50**2ZCR.....  | 8      | 64FKIT.....   | 10    | 90CC5SCR..... | 11                  |
| 295HFSA5..... | 21        | 50**3ZCR.....  | 8      | 6A.....       | 18    | 90E000ZR..... | 12                  |
| 295HFSA7..... | 21        | 50*00F*R.....  | 9, 19  | 6B.....       | 18    | 90F000#R..... | 11                  |
| 295HFSC9..... | 21        | 50*02Z*R.....  | 8      | 6D.....       | 18    | 90F000*R..... | 11                  |
| 295HFSDA..... | 21        | 50*03Z*R.....  | 8, 20  | 6EFLANGE..... | 10    | 90FLANGB..... | 11                  |
| 295SL100..... | 21        | 500LTUBE.....  | 43     | 6EHDLTMK..... | 10    | 90FLANGC..... | 11                  |
| 295SL101..... | 21        | 502000#U.....  | 8      | 6ELTUBE.....  | 43    | 90J000CR..... | 12                  |
| 295SLSA1..... | 21        | 502000*U.....  | 8, 19  | 6FLANGEB..... | 10    | 90R00XRR..... | 11                  |
| 295SLSA6..... | 21        | 508TRIM.....   | 9      | 6FLANGC.....  | 10    | 90RA5FCR..... | 11                  |
| 2E*00Z*R..... | 7, 19, 20 | 50A00MAR.....  | 9      | 6PODPA.....   | 26    | 90RB5FCR..... | 11                  |
| 2EC00ZCR..... | 7, 19     | 50AC2ZCR.....  | 8      | 6SCOENZR..... | 10    | 90RC5FCR..... | 11                  |
| 2F*00Z*R..... | 7, 19     | 50AC3ZCR.....  | 9      | 70*02F*R..... | 10    | 90X000RR..... | 12                  |
| 2FC00ZCR..... | 7, 19     | 50BC2ZCR.....  | 8      | 70*02S*R..... | 10    | 90X000TR..... | 12                  |
| 2FLANGEB..... | 7         | 50BC3ZCR.....  | 8      | 702000#U..... | 10    | 97FKIT.....   | 12                  |
| 2FLANGEC..... | 7         | 50C000ZR.....  | 9      | 702000*U..... | 10    | 9EFLANGE..... | 12                  |
| 2G*00F*R..... | 7         | 50C00WCR.....  | 9      | 70A00TAR..... | 10    | 9FLANGEB..... | 12                  |
| 2GBKT1.....   | 8         | 50C02ZCR.....  | 8      | 70BR6FCR..... | 10    | 9HFIL*.....   | 33                  |
| 2GFLANGB..... | 8         | 50C03ZCR.....  | 8      | 70C00VCR..... | 10    | 9LLENKT1..... | 42                  |
| 2GFLANGC..... | 8         | 50CC2ZCR.....  | 8      | 70C00WCR..... | 10    | 9LLENKT2..... | 42                  |
| 2GROMMET..... | 7, 8      | 50CC3ZCR.....  | 9      | 70C02FCR..... | 10    | 9LLENKT3..... | 42                  |
| 2SWITCH.....  | 21        | 50CR2ZCR.....  | 8      | 70C02SCR..... | 10    | 9LLTH.....    | 35                  |
| 360CLMRR..... | 14        | 50CR3ZCR.....  | 9      | 70C0ELZR..... | 10    | 9M140W00..... | 39                  |
| 3FLANGEC..... | 7         | 50K000*R.....  | 9      | 70F000#R..... | 10    | 9M142000..... | 32                  |
| 3S*00F*R..... | 7         | 50R00MRR.....  | 9      | 70F000*R..... | 10    | 9M14200F..... | 32                  |
| 3SC0CDCR..... | 7         | 50R00XRR.....  | 9      | 70J000CR..... | 11    | 9M144000..... | 32                  |
| 3SR0CDRR..... | 7         | 50X000RR.....  | 9      | 70K000ZR..... | 10    | 9M14400F..... | 32                  |
| 3SRCCDCR..... | 7         | 52SMAB.....    | 9      | 70R00BRR..... | 10    | 9M148000..... | 32                  |
| 3SWITCH.....  | 21        | 58CAA#R.....   | 9      | 70R00XRR..... | 10    | 9M14800F..... | 32                  |
| 40**5SCR..... | 8         | 58CAA*R.....   | 9      | 70RA6FCR..... | 10    | 9M260W00..... | 39                  |
| 40*02Z*R..... | 8         | 58CAAZR.....   | 9      | 70RC6FCR..... | 10    | 9M262000..... | 32                  |
| 40*C5SCR..... | 8         | 58EC20#U.....  | 9      | 70X000RR..... | 11    | 9M264000..... | 32                  |
| 402000#U..... | 8, 19     | 58EC20*U.....  | 9      | 70X000TR..... | 11    | 9M268000..... | 32                  |
| 402000*U..... | 8, 19     | 58L4TUBE.....  | 43     | 73FKIT.....   | 11    | 9M280W00..... | 39                  |
| 40A00AAR..... | 8         | 5A.....        | 18     | 795DIM.....   | 23    | 9M282000..... | 32                  |

|          |            |             |                |             |        |            |        |
|----------|------------|-------------|----------------|-------------|--------|------------|--------|
| 9M284000 | 32         | CL25C       | 12             | EXT30       | 16     | FT1510     | 3, 43  |
| 9M288000 | 32         | CR212*M     | 3              | EXT30WD     | 17     | FT20A      | 4, 43  |
| 9M300W00 | 39         | CR212SM     | 3              | EXT40       | 16     | FT25       | 4, 43  |
| 9M302000 | 32         | CRIMPD      | 17             | EXT40WD     | 17     | FT8***F    | 27     |
| 9M304000 | 32         | CRIMPFT     | 17             | EXT5        | 16     | FT8***M    | 27     |
| 9M308000 | 32         | CRIMPIV     | 17             | EXT5WD      | 17     | FT8***P    | 26     |
| 9M320W00 | 39         | CS240       | 6              | EXTRACT     | 17     | FT8***CF   | 27     |
| 9M322000 | 32         | CS650       | 6              | F09C        | 13     | FT8***CM   | 27     |
| 9M324000 | 32         | CSP660      | 6              | F09PC       | 13     | FT8***CP   | 27     |
| 9M328000 | 32         | CSP690      | 6              | F18C        | 13     | FT8***CCF  | 27     |
| 9MALY    | 26, 32     | D1500*      | 3              | F18PC       | 13     | FT8***CCM  | 27     |
| 9MBTTLED | 33         | D2**        | 2              | F27C        | 13     | FT8***CCP  | 27     |
| 9MCRUISE | 33         | D2*C        | 2              | F27PC       | 13     | FT8***CCCF | 27     |
| 9MDALY   | 32         | D2CC        | 2              | F36C        | 13     | FT8***CCCM | 27     |
| 9MDSCBL  | 32         | D4***       | 2              | F36PC       | 13     | FT8***CCCP | 27     |
| 9MDTD2   | 32         | D4***C      | 2              | F45C        | 13     | FT8***CCCF | 27     |
| 9MH2**   | 32, 39     | D4**CC      | 2              | F45PC       | 13     | FT8***CCCM | 27     |
| 9MH4***  | 32, 39     | D4*CCC      | 2              | F54C        | 13     | FT8***CCCP | 27     |
| 9ML2**   | 32, 39     | D4CCCC      | 2              | F54PC       | 13     | FTALY      | 27     |
| 9ML4***  | 32, 33, 39 | D6*****     | 2              | F63C        | 13     | FTD****    | 27     |
| 9MLENKT1 | 42         | D6****C     | 2              | F63PC       | 13     | FTD***C    | 27     |
| 9MLENKT2 | 42         | D6****CC    | 2              | FC2####     | 33     | FTD**      | 27     |
| 9MLENKT3 | 42         | D6***CCC    | 2              | FC4####     | 33     | FTD**CC    | 27     |
| 9MLTH    | 33, 39     | D6**CCCC    | 2              | FC8####     | 33     | FTD*C      | 27     |
| 9MMEDGEM | 26         | D6*CCCCC    | 2              | FCDSCL      | 35     | FTD*CCC    | 27     |
| 9MMEDGEP | 26         | D6CCCCC     | 2              | FCW\$\$\$00 | 34     | FTDCC      | 27     |
| 9MRFIWB  | 39         | D8\$\$\$00  | 2              | FCX\$\$\$00 | 34     | FTDCCC     | 27     |
| 9MSCANLK | 32         | D8\$\$\$10  | 2              | FECT10*R    | 7      | FTTD2      | 27     |
| 9MTD1    | 32         | D8\$\$\$20  | 2              | FECT10CR    | 7      | FV2****    | 33     |
| 9MTD2    | 26, 32     | D8\$\$\$30  | 2              | FECT10DR    | 7      | FV4****    | 33     |
| 9SC0ENZR | 11         | D8\$\$\$40  | 2              | FECT10ER    | 7      | FV8****    | 33     |
| 9UECFIL* | 33         | D8\$\$\$50  | 2              | FECT10JR    | 7      | FW2****    | 33     |
| 9ULENKT1 | 42         | D8\$\$\$60  | 2              | FEDC06*R    | 7      | FW4****    | 33     |
| 9ULENKT2 | 42         | D8\$\$\$70  | 2              | FEDC06CR    | 7      | FW8****    | 33     |
| 9ULENKT3 | 42         | D800080     | 2              | FEDC06DR    | 7      | FWBTTLED   | 34     |
| 9UTUBE   | 43         | DBKT1       | 1, 2           | FEDC06ER    | 7      | FWDSCBL    | 35     |
| A        | 18         | DBKT3       | 1, 2           | FEDC06JR    | 7      | FX2****    | 34     |
| A441A    | 17         | DBKT4       | 1, 2           | FEFP11*R    | 7      | FX4****    | 33     |
| A442A    | 17         | DBKT5       | 1, 2           | FEFP11CR    | 7      | FX795H     | 33, 35 |
| A444A    | 17         | DCH         | 4              | FEFP11DR    | 7      | FX795HLR   | 33, 35 |
| A446A    | 17         | DEL9MSTP    | 39             | FEFP11ER    | 7      | FX795L*    | 33, 35 |
| AFL530   | 6          | DEL9MWL     | 39             | FEFP11JR    | 7      | FX8****    | 33, 34 |
| AFM1660  | 6          | DELFLTBT    | 40             | FLOTAAAA    | 40     | FXALF1     | 34     |
| AFM560   | 6          | DELFLTWL    | 40             | FL2****     | 34     | FXALF1D    | 34     |
| ALPHA1   | 21         | DELSLEBT    | 40             | FL2**00     | 34     | FXTLS1     | 34     |
| ALPHA12R | 20, 21     | DELSLEWL    | 40             | FL2**CC     | 34     | FXTLS1D    | 34     |
| ALPHA12S | 21         | DELTAAC1A   | 25, 33         | FL2CCCC     | 34     | G1M*       | 25     |
| ALPHA2   | 21         | DELTAALD1   | 25, 33, 35, 37 | FL4****     | 34     | G1MM90     | 25     |
| ALPHA3   | 22         | DH2000*     | 4              | FL4**00     | 34     | G1P*       | 25     |
| ALPHA4   | 22         | DIRECTIO    | 43             | FL4**CC     | 34     | G1V*       | 25     |
| ALPHA5   | 22         | DIRECTWD    | 43             | FL4CCCC     | 34     | G2M*       | 25     |
| AVN1*    | 1          | DKBCV98     | 23             | FL8****     | 34     | G2P*       | 25     |
| AVN1D    | 1          | DKSCMTKT    | 23             | FL8**00     | 34     | G2V*       | 25     |
| AVN1J    | 1          | DKWSKT      | 23             | FL8**CC     | 34     | G7M*       | 25     |
| AVN2**   | 1          | DL2000*     | 4              | FL8CCCC     | 34     | G7MC**     | 25     |
| AVNBKT1  | 1          | DP2**       | 1              | FLALY       | 34     | G7MM90     | 25     |
| AVNBKT2  | 1          | DP2*C       | 1              | FLBULK18    | 33, 35 | G7P*       | 25     |
| AVNBKT3  | 1          | DP2CC       | 1              | FLCRUZ**    | 34     | G7PC**     | 25     |
| AVNBKT4  | 1          | DP4****     | 1              | FLD##       | 34     | G7V*       | 25     |
| AVNBKT5  | 1          | DP4***C     | 1              | FLD**       | 34     | G7VC**     | 25     |
| AVNCV9** | 1          | DP4**CC     | 1              | FLD*C       | 34     | GAMMA2     | 22     |
| AVNCV92M | 1          | DP4*CCC     | 1              | FLDCC       | 34     | H20SN12    | 43     |
| AVNCV9JJ | 1          | DP4CCCC     | 1              | FLDSCBL     | 35     | H20W12V    | 44     |
| AVNCV9JK | 1          | DP6\$\$\$00 | 1              | FLETA       | 40     | H27DSN28   | 42     |
| AVNCV9KK | 1          | DP6\$\$\$10 | 1              | FLETKAA     | 40     | H27SN12    | 43     |
| AVNS1*   | 1          | DP6\$\$\$20 | 1              | FLH2CC      | 34     | H27TL12    | 44     |
| AVNS2**  | 1          | DP6\$\$\$30 | 1              | FLLED**     | 2      | H27W12V    | 3, 44  |
| B6MM**P  | 3          | DP6\$\$\$40 | 1              | FLTA45L     | 34     | H35ASC24   | 43     |
| B6TM**1P | 3          | DP6\$\$\$50 | 1              | FLTA45LL    | 34     | H35DSN12   | 42     |
| BBKT15   | 3, 5       | DP600060    | 1              | FLTA46L     | 34     | H35DTL12   | 43     |
| BBKT20   | 4, 5       | DP8\$\$\$00 | 1              | FLTA46LL    | 34     | H35HSC12   | 43     |
| BBKT30   | 5          | DP8\$\$\$10 | 1              | FLTAL6      | 40     | H35HSN12   | 43     |
| BETA1    | 22         | DP8\$\$\$20 | 1              | FLTALN5     | 34     | H35SN12    | 43     |
| BETA112R | 20, 22     | DP8\$\$\$30 | 1              | FLTALN5L    | 34     | H35SN24    | 42     |
| BETA2    | 20, 22     | DP8\$\$\$40 | 1              | FLTALN6     | 34     | H35TL12    | 44     |
| BETA2BKT | 22         | DP8\$\$\$50 | 1              | FLTALN6L    | 34     | H35TL12W   | 43     |
| BETAMIC  | 22         | DP8\$\$\$60 | 1              | FLTAT6      | 40     | H35W12V    | 44     |
| BGH      | 4          | DP8\$\$\$70 | 1              | FLW\$\$\$00 | 34     | H50ASN12   | 44     |
| BGL      | 4          | DP800080    | 1              | FLWL2       | 34     | H50SN12    | 44     |
| BRAKTL12 | 44         | EPSL1       | 22             | FLX\$\$\$00 | 34     | H50TL12    | 44     |
| CAST1L   | 10         | EPSL2S4     | 22             | FLY\$\$\$00 | 34     | H50W12V    | 44     |
| CAST3    | 10         | EPSL2S7     | 22             | FLZ\$\$\$00 | 34     | H55H112    | 42     |
| CAST3H   | 10         | EXT10       | 16             | FN55QLED    | 27     | H60SN12    | 44     |
| CAST4V   | 10         | EXT10WD     | 17             | FN55VLED    | 27     | HA238A     | 12     |
| CCMICX20 | 21         | EXT15       | 16             | FN60QLED    | 27     | HA238AD    | 12     |
| CCSRN2   | 21         | EXT15WD     | 17             | FN60VLED    | 27     | HA238ADD   | 12     |
| CCSRNTA2 | 21         | EXT20       | 16             | FN72QLED    | 27     | HA238C     | 12     |
| CCSWGBKT | 21         | EXT20WD     | 17             | FN72VLED    | 27     | HA238CD    | 12     |
| CCTRIM   | 21         | EXT25       | 16             | FNMINI      | 28     | HA238CDD   | 12     |
| CF*      | 26         | EXT25WD     | 17             | FT10A       | 4, 43  | HA239C     | 12     |

# INDEX

|             |        |             |                |          |        |          |    |
|-------------|--------|-------------|----------------|----------|--------|----------|----|
| HA239CD     | 12     | IZ06UF4P    | 29             | JTLS1    | 38     | LINEAR14 | 43 |
| HA239CDD    | 12     | IZ06UF5P    | 29             | JV2****  | 38     | LINEAR17 | 43 |
| HGDOMEH*    | 4      | IZ06UF8     | 29             | JV4****  | 38     | LINZ6*   | 16 |
| HHS2200     | 22     | IZ06UFZ     | 29             | JV8****  | 38     | LINZ61   | 16 |
| HOWLER      | 21     | IZ07UF4P    | 29             | JWLED2   | 38     | LINZ62   | 16 |
| HWLRB1      | 21     | IZ07UF5P    | 29             | JXALF**L | 38     | LINZ65   | 16 |
| HWLRB10     | 21     | IZ07UF8     | 29             | JXALF1L  | 38     | LINZ6C   | 16 |
| HWLRB11     | 21     | IZ07UFZ     | 29             | JY2****  | 38     | LINZ6D   | 16 |
| HWLRB2      | 21     | IZ08UF4P    | 29             | JY4****  | 38     | LINZ6FC  | 16 |
| HWLRB3      | 21     | IZ08UF5P    | 29             | JY8****  | 38     | LINZ6J   | 16 |
| HWLRB4      | 21     | IZ08UF8     | 29             | KCF*     | 3, 25  | LINZ6K   | 16 |
| HWLRB5      | 21     | IZ08UFZ     | 29             | L21H*C   | 5      | LSK      | 4  |
| HWLRB6      | 21     | IZ09UFX     | 29             | L21H*C4  | 5      | LT2****M | 27 |
| HWLRB7      | 21     | IZ09UFZ     | 29             | L21H*M   | 5      | LT2****P | 27 |
| HWLRB9      | 21     | IZ10UF4P    | 29             | L21H*P   | 5      | LT2**CCM | 27 |
| I02LR6L     | 31     | IZ10UF5P    | 29             | L21H*P4  | 5      | LT2**CCP | 27 |
| I02LR8L     | 31     | IZ10UF8     | 29             | L21H*V   | 5      | LT2CCCCM | 27 |
| I02LR8LT    | 31     | IZ10UFZ     | 29             | L21L*C   | 5      | LT2CCCCP | 27 |
| I02UF**     | 28     | IZ13UF4P    | 29             | L21L*C4  | 5      | LTALY    | 27 |
| I02UF*8*    | 28     | IZ13UF5P    | 30             | L21L*M   | 5      | LTTD1    | 27 |
| I02UF*J*    | 28     | IZ13UF8     | 30             | L21L*P   | 5      | M04ZB    | 20 |
| I02UF*S*    | 28     | IZ13UFZ     | 30             | L21L*P4  | 5      | M04ZJ    | 20 |
| I02UFT8*    | 28     | IZ14UF4P    | 30             | L21L*V   | 5      | M04ZJ2   | 20 |
| I02UR8      | 31     | IZ14UF5P    | 30             | L22H*M   | 5      | M04ZR    | 20 |
| I02UR86     | 31     | IZ14UF8     | 30             | L22H*P   | 5      | M05ZB    | 20 |
| I02UR8L     | 31     | IZ14UFZ     | 30             | L22H*P4  | 5      | M05ZJ    | 20 |
| I02UR8LT    | 31     | IZ17UF4P    | 30             | L22H*V   | 5      | M05ZJ2   | 20 |
| I02URZ      | 31     | IZ17UF5P    | 30             | L22HCM   | 5      | M05ZR    | 20 |
| I02URZ6     | 32     | IZ17UF8     | 30             | L22HCP   | 5      | M1BATT   | 20 |
| I02URZ8     | 32     | IZ17UFZ     | 30             | L22HCP4  | 5      | M1CHARGE | 20 |
| I06LR6L     | 31     | IZ18UF4P    | 30             | L22HCV   | 5      | M1FNDR   | 20 |
| I06LR8L     | 31     | IZ18UF5P    | 30             | L22L*M   | 5      | M1GROUND | 20 |
| I06LR8LT    | 31     | IZ18UF8     | 30             | L22L*P   | 5      | M2FNDR   | 20 |
| I06UF4P     | 28     | IZ18UFZ     | 30             | L22L*P4  | 5      | M4#####  | 20 |
| I06UF5P     | 28     | IZ19UF4P    | 30             | L22L*V   | 5      | M4#      | 13 |
| I06UF8      | 28     | IZ19UF5P    | 30             | L22LCM   | 5      | M4*****  | 20 |
| I06UFZ      | 28     | IZ19UF8     | 30             | L22LCP   | 5      | M4*      | 13 |
| I07LR6L     | 31     | IZ19UFZ     | 30             | L22LCP4  | 5      | M4*C     | 13 |
| I07LR8L     | 31     | IZ30UFX     | 30             | L22LCV   | 5      | M469     | 43 |
| I07LR8LT    | 31     | IZ30UFZ     | 30             | L31H*F   | 4      | M4B6B    | 20 |
| I07UF4P     | 28     | IZ31UFX     | 30             | L31H*F4  | 4      | M4B6CHRG | 20 |
| I07UF5P     | 28     | IZ31UFZ     | 30             | L31H*M   | 4      | M4B6L    | 20 |
| I07UF8      | 28     | IZ32UF4P    | 30             | L31H*V   | 4      | M4B6R    | 20 |
| I07UFZ      | 28     | IZ32UF5P    | 30             | L31HCF   | 4      | M4BKT1   | 13 |
| I08UF4P     | 28     | IZ32UF8     | 30             | L31HCM   | 4      | M4BRUSH  | 13 |
| I08UF5P     | 28     | IZ32UFZ     | 30             | L31HCV   | 5      | M4BSEP   | 20 |
| I08UF8      | 28     | IZ33UF4P    | 30             | L31HKF   | 5      | M4D      | 13 |
| I08UFZ      | 28     | IZ33UF5P    | 30             | L31HRFN  | 5      | M4FB     | 13 |
| I09UFX      | 28     | IZ33UF8     | 30             | L32L*F   | 5      | M4FC     | 13 |
| I09UFZ      | 28     | IZ33UFZ     | 30             | L32L*F4  | 5      | M4FC400  | 13 |
| I10UF4P     | 28     | IZP\$\$\$00 | 30, 31         | L32L*M   | 5      | M4GM2LRC | 13 |
| I10UF5P     | 28     | JALF1       | 38             | L32L*V   | 5      | M4IM2LRC | 13 |
| I10UF8      | 28     | JBTTL       | 38             | L32LCF   | 5      | M6#      | 13 |
| I10UFZ      | 28     | JBULK18     | 38, 39         | L32LCM   | 5      | M6*      | 13 |
| I13UF4P     | 29     | JC2****     | 38, 39         | L32LCV   | 5      | M6*C     | 13 |
| I13UF5P     | 29     | JC4****     | 38             | L360BGB  | 5      | M6BRUSH  | 13 |
| I13UF8      | 29     | JC8****     | 38             | L360PMKT | 5      | M6BTT    | 13 |
| I13UFZ      | 29     | JCTLS1      | 38             | L40*M    | 6      | M6BUW    | 13 |
| I14UF4P     | 29     | JCTLS12     | 38             | L40*P    | 5      | M6D      | 13 |
| I14UF5P     | 29     | JCTLS1D     | 38             | L40*V    | 6      | M6FB     | 13 |
| I14UF8      | 29     | JDC*        | 27, 38, 39, 40 | L41*M    | 6      | M6FC     | 13 |
| I14UFZ      | 29     | JDCC        | 38, 39         | L41*P    | 6      | M6FC600  | 13 |
| I17UF4P     | 29     | JDH*        | 27, 38, 39     | L41*V    | 6      | M6FCV2   | 13 |
| I17UF5P     | 29     | JDHC        | 38, 39         | L51*M    | 5      | M6FCV3   | 13 |
| I17UF8      | 29     | JDL*        | 38, 39         | L51*P    | 5      | M6FCV4   | 13 |
| I17UFZ      | 29     | JDL         | 38, 39         | L52*M    | 5      | M6HDLMTK | 13 |
| ILP\$\$\$00 | 31     | JDLF**      | 38             | L52*P    | 5      | M6P15B   | 13 |
| IM06UF8     | 31     | JDSCBL      | 38, 39         | L53AM    | 5      | M6P15C   | 13 |
| IM06UFZ     | 31     | JEONFPA     | 28             | L53AP    | 5      | M6T      | 13 |
| IM07UF8     | 31     | JE2****     | 39             | L6BKT1   | 16     | M6ZC     | 13 |
| IM07UFZ     | 31     | JE2NFPA     | 28             | L6BKT2   | 16     | M7#      | 13 |
| IM09UFX     | 31     | JE4****     | 39             | L6BKT3   | 16     | M7*      | 13 |
| IM09UFZ     | 31     | JE8****     | 39             | LAW*     | 12, 18 | M7*C     | 13 |
| IM10UF8     | 31     | JF0BAAAA    | 40             | LAW1015  | 12, 18 | M7BRUSH  | 13 |
| IM10UFZ     | 31     | JF0DAAAA    | 40             | LAW1020  | 12, 18 | M7D      | 13 |
| IM13UF8     | 31     | JF0TAAAA    | 40             | LAW1025  | 12, 18 | M7FB     | 13 |
| IM13UFZ     | 31     | JHALF1      | 39             | LAW2**   | 12, 17 | M7FC     | 13 |
| INSTLRDX    | 25, 26 | JHBTTL      | 39             | LAW2CC   | 12, 17 | M7FC700  | 13 |
| ION*        | 2      | JHCTAL1     | 39             | LAW4**** | 12, 17 | M7GCV8C  | 13 |
| IOND        | 2      | JHCTAL1D    | 39             | LAW4CCCC | 12, 17 | M7IC8C   | 13 |
| IONJ        | 2      | JHCTLS1     | 39             | LAW615   | 12, 18 | M7ICV8C  | 13 |
| IONM        | 2      | JHCTLS1D    | 39             | LAW620   | 12, 18 | M9#      | 13 |
| IONW*       | 2      | JHFLASH     | 39             | LAW625   | 12, 18 | M9*      | 13 |
| IONWD       | 2      | JHSCAN      | 40             | LAWC     | 12, 18 | M9*C     | 13 |
| IONWJ       | 2      | JHTDALL1    | 39             | LEDLOAD  | 6      | M9BRUSH  | 14 |
| IONWM       | 2      | JHTLS2      | 39             | LENSGLUE | 33, 41 | M9BTTX   | 14 |
| ISP188      | 6      | JTA2W       | 38             | LENSKIT1 | 42     | M9BUW    | 14 |
| ISP94       | 6      | JTACBL      | 38, 39         | LENSKIT2 | 42     | M9D      | 13 |
| ITP\$\$\$00 | 32     | JTACNTL     | 38, 39         | LENSKIT3 | 42     | M9FB     | 14 |
| IUP\$\$\$00 | 29     | JTDLED2     | 38             | LFLTUBE  | 43     | M9FC     | 14 |

Dash/Deck/Visor

Beacons

Power Supplies & Flashers

Lighthoods

Systems - DOT & Motorcycle

Sirens, Switches & Speakers

Back-Up Alarms, Safety Site, Door

Traffic Advisors

Lights, Mini

Lights

Replacement Parts

M9FC900 ..... 14  
M9LZC ..... 14  
M9T ..... 14  
MB6SEP1 ..... 20  
MBCV98\*\* ..... 14  
MBPC98\*\* ..... 14  
MBPC98JJ ..... 14  
MBPI06\*\* ..... 14  
MBPM05\*\* ..... 14  
MBPM05JJ ..... 14  
MBPS07\*\* ..... 14  
MC40ED3A ..... 14  
MC40ED4A ..... 14  
MC9MED2\* ..... 14  
MCFLED2\* ..... 14  
MCSLED2\* ..... 14  
MCSLED4\* ..... 14  
MICROSID ..... 43  
MIRROR15 ..... 3, 5  
MIRROR20 ..... 4, 5  
MIRRORMT ..... 14  
MJTDALL1 ..... 27  
MJY\*\*\*\*M ..... 27  
MJY\*\*\*\*P ..... 27  
MJY\*\*\*\*V ..... 27  
MK20S ..... 28, 42  
MK7SS2 ..... 42  
MK7SS4 ..... 42  
MK8H ..... 28, 42  
MK9S ..... 28, 42  
MKAJ62 ..... 41  
MKAJ7 ..... 42  
MKAJ71 ..... 41  
MKAJ77 ..... 41  
MKEA29 ..... 42  
MKEA47 ..... 41  
MKEA69 ..... 41  
MKEA70 ..... 41  
MKEZ29 ..... 42  
MKEZ38 ..... 41, 42  
MKEZ40 ..... 42  
MKEZ45 ..... 41, 42  
MKEZ47 ..... 41  
MKEZ51 ..... 41  
MKEZ55 ..... 42  
MKEZ58 ..... 41  
MKEZ6 ..... 41  
MKEZ60 ..... 42  
MKEZ61 ..... 42  
MKEZ61L ..... 42  
MKEZ62 ..... 41  
MKEZ63 ..... 41  
MKEZ69 ..... 41  
MKEZ7 ..... 28, 42  
MKEZ70 ..... 41  
MKEZ71 ..... 41  
MKEZ73 ..... 41  
MKEZ74 ..... 41  
MKEZ75 ..... 42  
MKEZ76L ..... 42  
MKEZ78 ..... 41  
MKEZ79 ..... 41  
MKEZ80 ..... 41  
MKEZ81 ..... 41  
MMK ..... 4  
NOTE ..... 42  
OE13UR8 ..... 32  
OE13UR8T ..... 32  
OZP\$\$\$\$0 ..... 32  
P ..... 18  
P36HHS ..... 14  
P36SLC ..... 14  
P36SLCHG ..... 14  
P46HHS ..... 14  
P46SLC ..... 14  
PAH112 ..... 22  
PAP112 ..... 22  
PAPEXT15 ..... 22  
PAR36ES\* ..... 14, 19  
PAR36L\* ..... 14  
PBA0127 ..... 15  
PBA0130 ..... 15  
PBA103 ..... 15  
PBA106 ..... 15  
PBA203 ..... 15  
PBA206 ..... 15  
PBA206V ..... 15  
PBAPED ..... 15  
PBAPED2 ..... 15  
PC1 ..... 21

PC2 ..... 21  
PC3 ..... 21  
PC4 ..... 21  
PC5 ..... 21  
PC5S ..... 21  
PCC10 ..... 21  
PCC6R ..... 21  
PCC8R ..... 20  
PCCHD1 ..... 21  
PCCHD2 ..... 21  
PCCS9NP ..... 21  
PCCS9R ..... 20  
PCP ..... 15  
PCP2P ..... 15  
PCP2P2 ..... 15  
PF #LB# ..... 35  
PFA1 ..... 15  
PFA1LB1 ..... 15  
PFA1LB2 ..... 15  
PFA1P ..... 15  
PFA1P1 ..... 15  
PFA2 ..... 15  
PFA2LB1 ..... 15  
PFA2LB2 ..... 15  
PFA2P ..... 15  
PFA2P1 ..... 15  
PFBM12 ..... 14  
PFBP12 ..... 14  
PFBP12C ..... 14  
PFBP6 ..... 14  
PFBP6C ..... 14  
PFBS12 ..... 14  
PFBS12C ..... 14  
PFBS6 ..... 14  
PFLASH ..... 15  
PFP1 ..... 15  
PFP1AC ..... 15  
PFP1AP ..... 15  
PFP1AP1 ..... 15  
PFP1LB1 ..... 15  
PFP1LB2 ..... 15  
PFP1P ..... 15  
PFP1P1 ..... 15  
PFP2 ..... 15  
PFP2AC ..... 15  
PFP2AP ..... 15  
PFP2AP1 ..... 15  
PFP2LB1 ..... 15  
PFP2LB2 ..... 15  
PFP2P ..... 15  
PFP2P1 ..... 15  
PINPUSH ..... 17  
PLAST3V ..... 10  
PLAST4V ..... 10  
PLAST4VL ..... 10  
PRM1S\*\* ..... 33  
PROGRAM1 ..... 6  
PROJECT ..... 23  
PS\*00F\*R ..... 15  
PSB00FBR ..... 15  
PSBKT1 ..... 15  
PSBKT451 ..... 15  
PSBP12 ..... 14  
PSBP12C ..... 14  
PSBP6 ..... 14  
PSBP6C ..... 14  
PSBS12 ..... 14  
PSBS12C ..... 14  
PSBS6 ..... 14  
PSBS6C ..... 14  
PSC00FCR ..... 15  
PSC0ADCR ..... 15  
PSC0CDCR ..... 15  
PSP1 ..... 15  
PSP1P ..... 15  
PSP1P1 ..... 15  
PSR00XRR ..... 15  
PSRASXCR ..... 15  
PSTANK ..... 15  
PTP1 ..... 15  
R1\* ..... 2  
R1\$\$\$\$0 ..... 26  
R10HDM\* ..... 26  
R10HDP\* ..... 26  
R10HDV\* ..... 26  
R1C ..... 2  
R1LPHM\* ..... 26  
R1LPHP\* ..... 26  
R1LPHV\* ..... 26

R1LPM\* ..... 26  
R1LPP\* ..... 26  
R1LPV\* ..... 26  
R2\*\* ..... 2  
R2\*C ..... 2  
R2\$\$\$\$00 ..... 26  
R2CC ..... 2  
R2HDM\* ..... 26  
R2HDP\* ..... 26  
R2LPHM\* ..... 26  
R2LPHP\* ..... 26  
R2LPHV\* ..... 26  
R2LPM\* ..... 26  
R2LPP\* ..... 26  
R2LPV\* ..... 26  
R6DXM\* ..... 26  
R6DXMC\*\* ..... 26  
R6DXP\* ..... 26  
R6DXPC\*\* ..... 26  
RB6CF\* ..... 3  
RB6P\*M ..... 3  
RB6P\*P ..... 3  
RB6T\*P ..... 3  
RBKT1 ..... 16  
RBKT2 ..... 16  
RBKT3 ..... 16  
RBKT4 ..... 16  
RBKT5 ..... 16  
RBKT6 ..... 16  
RBKT7 ..... 16  
RBKT8B ..... 16  
RBKT8C ..... 16  
RBKT9 ..... 16  
RBKTHD1 ..... 16, 19  
RBKTHD2 ..... 16, 19  
RBKTHD3 ..... 16, 19  
RBKTHD3D ..... 19  
RBKTHD4L ..... 16, 19  
RBKTHD4R ..... 16, 19  
RBKTHD5 ..... 16, 19  
RBKTHD6 ..... 16, 19  
RBRHSG1 ..... 14  
RDLPPAB ..... 26  
RDXMM90 ..... 26  
REPDIRWA ..... 43  
REPDIRWD ..... 43  
REPS30WA ..... 43  
REPS30WD ..... 43  
REPSTTWA ..... 43  
REPSTTWD ..... 43  
REPTSSTR ..... 43  
RF125NF1 ..... 25  
RF125NF2 ..... 25  
RF165NF1 ..... 25  
RF165NF2 ..... 25  
RF6016L ..... 25  
RFCF85 ..... 24  
RFLANG2B ..... 16, 19  
RFLANG2C ..... 16, 19  
RFLANGCD ..... 16, 19  
RFLANGEA ..... 16  
RFLANGEC ..... 16  
RFNF85 ..... 24  
RGROMET ..... 16  
RMK#H ..... 42  
RMK20S ..... 42  
RMK8H ..... 42  
RMK9S ..... 42  
RMKAJ# ..... 42  
RMKEA29 ..... 42  
RMKEZ# ..... 42  
RMKEZ29 ..... 42  
RMKEZ7 ..... 42  
RS\*02ZCR ..... 16, 19  
RS\*03ZCR ..... 16, 19  
RSC02ZCR ..... 16, 19  
RSC03ZCR ..... 16, 19  
RV\*03ZCR ..... 16, 19  
RVC03ZCR ..... 16, 19  
S ..... 18  
S1000 ..... 43  
S240AA ..... 6, 12, 17  
S240CC ..... 6, 12, 17  
S30HAA ..... 12  
S30HAAD ..... 12  
S30HAC ..... 12  
S30HACD ..... 12  
S30HACP ..... 12  
S30HACPD ..... 12  
S30TL ..... 44

S360D\*B ..... 4  
S360D\*P ..... 4  
S650AAAA ..... 6, 12, 17  
S650CCAA ..... 6, 12, 17  
S650CCCC ..... 6, 12, 17  
S660AAAA ..... 6, 12, 17  
S660CCAA ..... 6, 12, 17  
S660CCCC ..... 6, 12, 17  
S690AAAA ..... 6, 12, 17  
S690CCAA ..... 6, 12, 17  
S690CCCC ..... 6, 12, 17  
SA122FMP ..... 22  
SA314A ..... 22  
SA314B ..... 22  
SA315P ..... 22  
SA31I01D ..... 23  
SA31I01P ..... 23  
SA32C06 ..... 23  
SA32SP09 ..... 23  
SA340STS ..... 23  
SA340TS ..... 23  
SA350M ..... 20, 23  
SA350MH ..... 20  
SA40 ..... 23, 32  
SA41 ..... 23, 32  
SABKT1 ..... 22  
SABKT17 ..... 22  
SABKT21 ..... 22  
SABKT24 ..... 22  
SABKT9 ..... 22  
SAK1 ..... 22  
SAK10 ..... 23  
SAK11 ..... 23  
SAK13 ..... 23  
SAK17 ..... 23  
SAK18 ..... 23  
SAK20 ..... 23  
SAK22 ..... 23  
SAK23 ..... 23  
SAK24 ..... 23  
SAK25 ..... 23  
SAK28 ..... 23  
SAK29 ..... 23  
SAK30 ..... 23  
SAK31 ..... 23  
SAK32 ..... 23  
SAK34 ..... 23  
SAK35 ..... 23  
SAK36 ..... 23  
SAK37 ..... 23  
SAK38 ..... 23  
SAK5 ..... 22  
SAK9 ..... 22  
SD210R ..... 23  
SD210RX ..... 23  
SD370 ..... 23  
SEXT20 ..... 17  
SEXT20D ..... 17  
SEXT25 ..... 17  
SEXT25D ..... 17  
SEXT30 ..... 17  
SEXT30D ..... 17  
SEXT35 ..... 17  
SEXT35D ..... 17  
SFP1\* ..... 3  
SFP1D ..... 3  
SFP1E ..... 3  
SFP1J ..... 3  
SFP1JE ..... 3  
SL0TAAAA ..... 39  
SLD\*\* ..... 36  
SLD\*C ..... 36  
SLDCC ..... 36  
SLDSCBL ..... 37  
SLEAA ..... 39  
SLETKAA ..... 40  
SLLTAA ..... 40  
SLN2QLED ..... 28  
SLN2VLED ..... 28  
SLPBKT1 ..... 3  
SLPHOTO ..... 37  
SLPMM\*\* ..... 3  
SLPMM\*C ..... 3  
SLPMMCC ..... 3  
SLTALN5 ..... 36  
SLTALN5L ..... 36  
SLTALN6 ..... 36  
SLTALN6L ..... 36  
SLTTALED ..... 40  
SLTTALN6 ..... 40  
SLW\$\$\$\$0 ..... 37

# INDEX

|                  |        |                  |    |               |       |               |            |
|------------------|--------|------------------|----|---------------|-------|---------------|------------|
| SLX\$\$\$00..... | 37     | STPKT#.....      | 42 | TA4437M.....  | 24    | TURBO64.....  | 44         |
| SLXXPAT.....     | 37     | SUB30BTT.....    | 18 | TA637A.....   | 24    | TURBO94.....  | 43         |
| SLY\$\$\$00..... | 37     | SW2****.....     | 35 | TA837A.....   | 24    | TURBOASY..... | 43         |
| SLZ#.....        | 36     | SW4****.....     | 35 | TA870A.....   | 24    | TURBOTUB..... | 44         |
| SLZ\$\$\$00..... | 37     | SW8****.....     | 35 | TA870L.....   | 24    | UBF5150.....  | 6          |
| SMALLDIR.....    | 43     | SWBTTLED.....    | 36 | TA8852H.....  | 25    | UFM8.....     | 6, 19      |
| SMLLAA.....      | 3      | SWDSCBL.....     | 37 | TA9M06H.....  | 33    | UHF2150A..... | 6          |
| SMLLBB.....      | 3      | SWW\$\$\$00..... | 36 | TABKT1.....   | 25    | ULF44.....    | 6          |
| SMLLBC.....      | 3      | SWX\$\$\$00..... | 37 | TACF85**..... | 24    | UNI.....      | 43         |
| SMLLBR.....      | 3      | SX2****.....     | 36 | TACF85.....   | 24    | UPS64LXA..... | 6, 19      |
| SMLLCR.....      | 3      | SX4****.....     | 36 | TACTLD1.....  | 25    | UPS690.....   | 6          |
| SMLLRR.....      | 3      | SX795H.....      | 37 | TACTRL1A..... | 25    | VTX609#.....  | 12         |
| SOCKPUSH.....    | 17     | SX795HLR.....    | 37 | TACTRL3A..... | 25    | VTX609*.....  | 12         |
| SOLARPNL.....    | 35, 37 | SX795L**.....    | 37 | TAD6.....     | 2, 24 | VTXFB.....    | 12         |
| SOLARPWC.....    | 35, 37 | SX8****.....     | 36 | TAD8**.....   | 2, 24 | VTXFC.....    | 12         |
| SP2****.....     | 36     | SXBULK18.....    | 37 | TAD8.....     | 2, 24 | W20SS.....    | 23         |
| SP2**CC.....     | 36     | SXKT****.....    | 37 | TAD9M05S..... | 33    | W20SSA.....   | 23         |
| SP2CCCC.....     | 36     | SXTDLED.....     | 36 | TAD9M06L..... | 33    | W20SSAK.....  | 23         |
| SP4****.....     | 36     | SXTLS1.....      | 36 | TADCTL1.....  | 2, 24 | W20SSRK.....  | 23         |
| SP4**CC.....     | 36     | SXTLS1D.....     | 36 | TADP6.....    | 1, 24 | W30DE.....    | 23         |
| SP4CCCC.....     | 36     | SXTLS1M*.....    | 36 | TADP8**.....  | 2, 24 | W30DEHLS..... | 23         |
| SP8****.....     | 36     | SXWILLED.....    | 36 | TADP8.....    | 1, 24 | W30DETPK..... | 23         |
| SP8**CC.....     | 36     | SY2****.....     | 35 | TADSW1.....   | 2, 24 | W441D.....    | 17         |
| SP8CCCC.....     | 36     | SY2**CC.....     | 35 | TADSW2.....   | 2, 24 | W441D14.....  | 17         |
| SPALF1.....      | 36     | SY2CCCC.....     | 35 | TADSW3.....   | 2, 24 | W441DIN.....  | 17         |
| SPEC8*.....      | 3      | SY4****.....     | 35 | TAL65.....    | 24    | W442D.....    | 17         |
| SPEC8D.....      | 3      | SY4**CC.....     | 35 | TAL85.....    | 24    | W442DIN.....  | 17         |
| SPEC8J.....      | 3      | SY4CCCC.....     | 35 | TAM63.....    | 24    | W444D.....    | 17         |
| SPW\$\$\$00..... | 37     | SY8****.....     | 35 | TAM65.....    | 24    | W446D.....    | 17         |
| SPX\$\$\$00..... | 37     | SY8**CC.....     | 35 | TAM83**.....  | 24    | W50ER.....    | 23         |
| SPY\$\$\$00..... | 37     | SY8CCCC.....     | 35 | TAM83.....    | 24    | W50ERK.....   | 23         |
| SPZ\$\$\$00..... | 37     | SZ2####.....     | 36 | TAM8348.....  | 24    | WBUA107.....  | 23         |
| SR2****.....     | 35     | SZ2****.....     | 36 | TAM83C**..... | 24    | WBUA112.....  | 23         |
| SR2**CC.....     | 35     | SZ2**CC.....     | 36 | TAM83CV.....  | 24    | WBUA112C..... | 23         |
| SR2CCCC.....     | 35     | SZ2CCCC.....     | 36 | TAM85**.....  | 24    | WBUA97.....   | 23         |
| SR4****.....     | 35     | SZ4####.....     | 36 | TAM85.....    | 24    | WCC9.....     | 20         |
| SR4**CC.....     | 35     | SZ4****.....     | 35 | TANF65.....   | 24    | WCC9SUB.....  | 35, 37, 38 |
| SR4CCCC.....     | 35     | SZ4**CC.....     | 35 | TANF85**..... | 24    | WCQDPLUG..... | 35, 37     |
| SR8****.....     | 35     | SZ4CCCC.....     | 35 | TANF85.....   | 24    | WMM6K.....    | 3          |
| SR8**CC.....     | 35     | SZ8####.....     | 36 | TAPVC15.....  | 25    | WPA1.....     | 19, 22     |
| SR8CCCC.....     | 35     | SZ8****.....     | 36 | TAPVC25.....  | 25    | WPA112.....   | 19, 22     |
| SRALF1.....      | 36     | SZ8**CC.....     | 36 | TAPVC35.....  | 25    | WPA2.....     | 22         |
| SSF5150D.....    | 6      | SZ8CCCC.....     | 36 | TAPVC50.....  | 25    | WPA3BM.....   | 22         |
| SSFBKT1.....     | 6      | SZDSCBL.....     | 37 | TATPR20.....  | 25    | WPA3FM.....   | 22         |
| SSFPOS.....      | 6      | T0*00F*R.....    | 7  | TAZ66.....    | 24    | WPKM1.....    | 21         |
| SSFPOSC6.....    | 6      | T0*00M*R.....    | 7  | TAZ86**.....  | 24    | WPLOW1A.....  | 18         |
| SSFPOSI6.....    | 6      | T0CACCCR.....    | 7  | TAZ86.....    | 24    | WPLOW2A.....  | 18         |
| SSTUBE.....      | 4, 43  | TA1252L.....     | 25 | TFLANGEB..... | 7     | WPLOW3AA..... | 18         |
| STAPVC30.....    | 25     | TA125NF1.....    | 25 | TFLANGEC..... | 7     | WS321.....    | 19, 20, 22 |
| STAPVC35.....    | 25     | TA125NF2.....    | 25 | TGROM2.....   | 7     | WS321B9.....  | 19, 20, 22 |
| STAPVC40.....    | 25     | TA1652L.....     | 25 | TS201HG*..... | 16    | WSMIC321..... | 19, 20, 22 |
| STAPVC50.....    | 25     | TA165NF1.....    | 25 | TURB6ASY..... | 43    | WSSC30.....   | 22         |
| STOPSN12.....    | 44     | TA165NF2.....    | 25 | TURB6DUP..... | 43    | WSSC30HK..... | 22         |
| STPEA47.....     | 42     | TA1660L!.....    | 25 | TURB6HAL..... | 43    | WSSPA30.....  | 22         |
| STPEA69.....     | 42     | TA1664H!.....    | 25 | TURB6KIT..... | 43    | YHARNES.....  | 20         |
| STPEA70.....     | 42     | TA20TL12.....    | 44 | TURBO5.....   | 44    |               |            |

# Authorized Managing Sales Representatives

## CONNECTICUT, MAINE, MASSACHUSETTS NEW HAMPSHIRE, RHODE ISLAND, VERMONT

### Kevin Russell & Associates, LLC

P.O. Box 625  
Old Lyme, Connecticut 06371  
(860) 388-3933 • FAX: (860) 388-3147  
e-mail: amsr1@whelen.com

## DELAWARE, MARYLAND, PENNSYLVANIA, VIRGINIA, WASHINGTON D.C.

### Mobile Fleet

P.O. Box 591  
Reedsville, Pennsylvania 17084  
(866) 674-1110 • FAX: (443) 593-0590  
e-mail: amsr2@whelen.com

## FLORIDA

### Morganelli & Associates

1401 Saratoga Street  
Deland, Florida 32724  
(386) 738-3669 • FAX: (386) 738-5331  
e-mail: amsr3@whelen.com

## ALABAMA, GEORGIA, MISSISSIPPI, NORTH CAROLINA, SOUTH CAROLINA, TENNESSEE (Except Memphis)

Thomas J. Madden & Associates, Inc.  
935 Hwy 124, Bldg 400, Suite 401  
Braselton, Georgia 30517  
(678) 963-2060 • FAX: (678) 963-2061  
e-mail: amsr4@whelen.com

## HAWAII

### Pacific Sales Representatives, Inc.

P.O. Box 240256  
Honolulu, Hawaii 96824-0256  
(808) 373-4666 • FAX: (808) 373-3045  
e-mail: amsr6@whelen.com

## KENTUCKY, OHIO, WEST VIRGINIA

### Holstein & Associates

9031 Heritage Drive  
Plain City, Ohio 43064  
(614) 873-2121 • FAX: (614) 873-3095  
e-mail: amsr7@whelen.com

## ARKANSAS, LOUISIANA, TENNESSEE (Memphis only), TEXAS

### John Wright & Associates

1111 W Abram Street  
Arlington, Texas 76013  
(817) 459-2001 • FAX: (817) 459-2515  
e-mail: amsr8@whelen.com

## ALASKA, IDAHO, MONTANA, OREGON, WASHINGTON

### Kent D. Bruce Company, LLC

P.O. Box 225  
Black Diamond, Washington 98010  
(360) 886-9410 • FAX: (360) 886-9411  
e-mail: amsr10@whelen.com

## CALIFORNIA, NEVADA (Northwest and South) WATTCO

2230 Cordelia Road  
Fairfield, California 94534  
(707) 435-9233 • FAX: (707) 435-1941  
e-mail: amsr12@whelen.com

## IOWA, MINNESOTA, NORTH DAKOTA, SOUTH DAKOTA

### James Vaessen Limited

P.O. Box 560  
Isle, Minnesota 56342-0560  
(320) 676-4949 • FAX: (320) 676-4916  
e-mail: amsr13@whelen.com

## KANSAS, MISSOURI, NEBRASKA, OKLAHOMA

### Busch & Associates, LLC

100 N Church Street, Suite A  
Olathe, Kansas 66061  
(913) 390-1777 • FAX: (913) 390-7889  
e-mail: amsr14@whelen.com

## COLORADO, NEVADA (Northeast)

### UTAH, WYOMING

### Rep Services, LLC

18800 East Clarke Road, Unit 101  
Parker, Colorado 80134  
(303) 840-7451 • FAX: (303) 805-0133  
e-mail: amsr19@whelen.com

## NEW JERSEY, NEW YORK

### Mobile Fleet

160 Howells Road, Suite 1  
Bay Shore, New York 11706  
(631) 206-2920 • FAX: (631) 206-2923  
e-mail: amsr20@whelen.com

## INDIANA, MICHIGAN

### C. S. Trojan & Associates, Inc.

1375 Rickett Road  
Brighton, Michigan 48116  
(810) 227-7775 • FAX: (810) 227-9195  
e-mail: amsr22@whelen.com

## ILLINOIS

### Coatar & Associates, Inc.

19027 Jodi Road, Suite F  
Mokena, Illinois 60448  
(708) 478-5220 • FAX: (708) 478-5221  
e-mail: amsr23@whelen.com

## WISCONSIN

### Coatar & Associates, Inc.

P.O. Box 3121  
Eau Claire, Wisconsin 54702-3121  
(715) 834-5348 • FAX: (715) 834-3733  
e-mail: amsr23@whelen.com

## ARIZONA, NEW MEXICO

### Charlotte Young & Associates, Inc.

500 N Estrella Pkwy #B2-423  
Goodyear, Arizona 85338-4168  
(626) 914-5115 • FAX: (626) 914-9559  
e-mail: amsr25@whelen.com

## WHELEN FACTORY INQUIRY

### Automotive Sales

e-mail: autosale@whelen.com

### Automotive OEM Sales

e-mail: autooem@whelen.com

### Automotive Government Sales

e-mail: autousos@whelen.com

### Automotive Catalog

e-mail: catalog@whelen.com

### Customer Service

e-mail: custserv@whelen.com

## CANADIAN INQUIRY

### EASTERN: NEWFOUNDLAND, NEW BRUNSWICK, NOVA SCOTIA, PRINCE EDWARD ISLAND

### Malcolm Leslie & Associates

400 Morobel Drive, Unit 1  
Milton, Ontario, Canada L9T 4N6  
(905) 878-8457 • FAX: (905) 878-0877  
e-mail: amsr15@whelen.com

### CENTRAL: MANITOBA, ONTARIO, QUEBEC, NUNAVUT

### Malcolm Leslie & Associates

400 Morobel Drive, Unit 1  
Milton, Ontario, Canada L9T 4N6  
(905) 878-8457 • FAX: (905) 878-0877  
e-mail: amsr15@whelen.com

### WESTERN: ALBERTA, BRITISH COLUMBIA, SASKATCHEWAN, YUKON AND NORTHWEST TERRITORIES

### Harvey Gorsline & Associates

2121 Capistrano Crescent  
Kelowna, British Columbia, Canada V1V 2A3  
(250) 491-3286 • FAX: (250) 491-4106  
e-mail: amsr21@whelen.com

## WHELEN/CANADA FACTORY INQUIRY

### Canadian Automotive Sales

e-mail: canadiansales@whelen.com

### Automotive Catalog

e-mail: catalog@whelen.com

### Customer Service

e-mail: custserv@whelen.com

## INTERNATIONAL INQUIRY

### Contact Factory

e-mail: autousos@whelen.com

**WHELEN**<sup>®</sup>  
ENGINEERING COMPANY, INC.