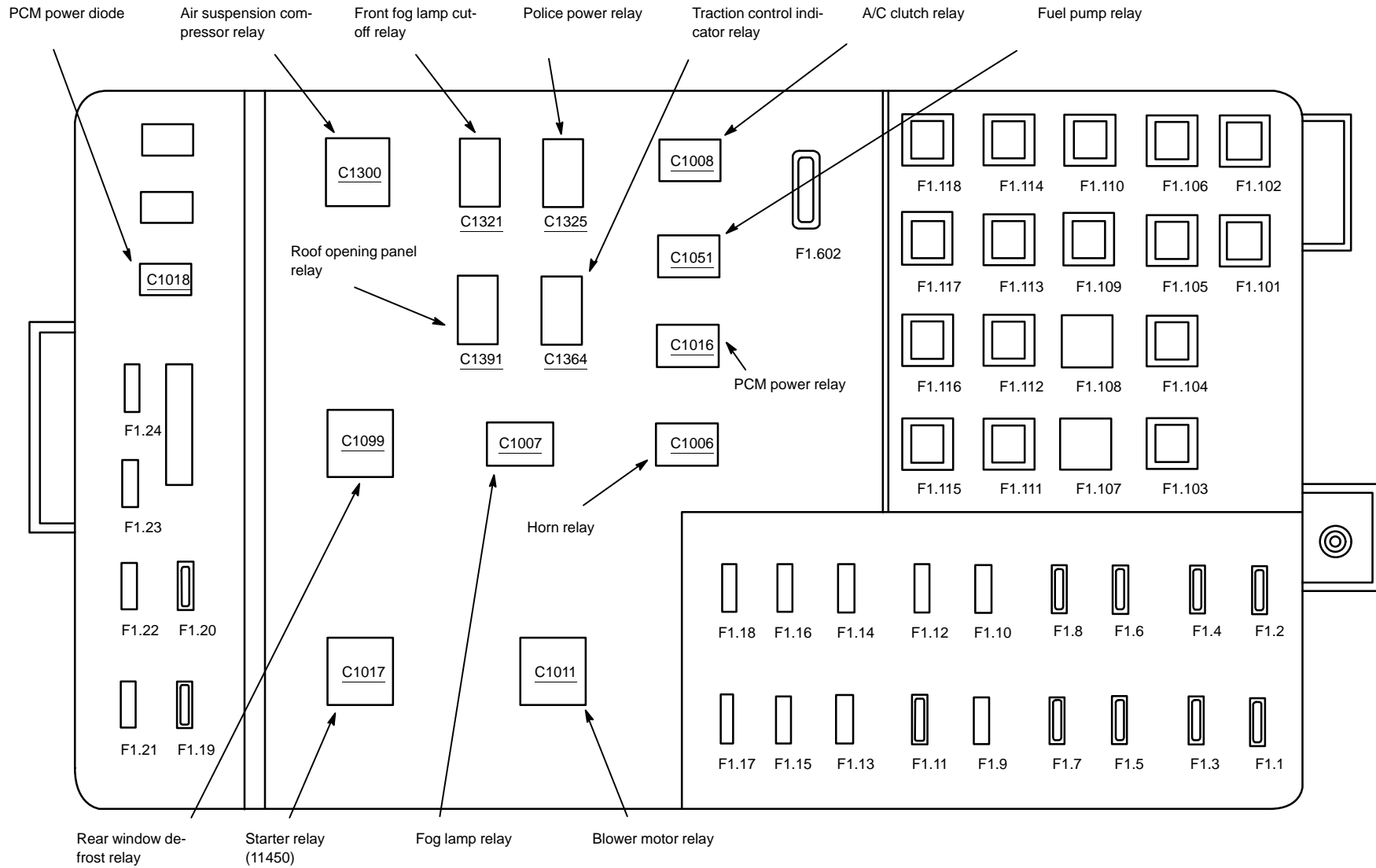


11-1 Fuse and Relay Information

Battery Junction Box (BJB) (14A003)



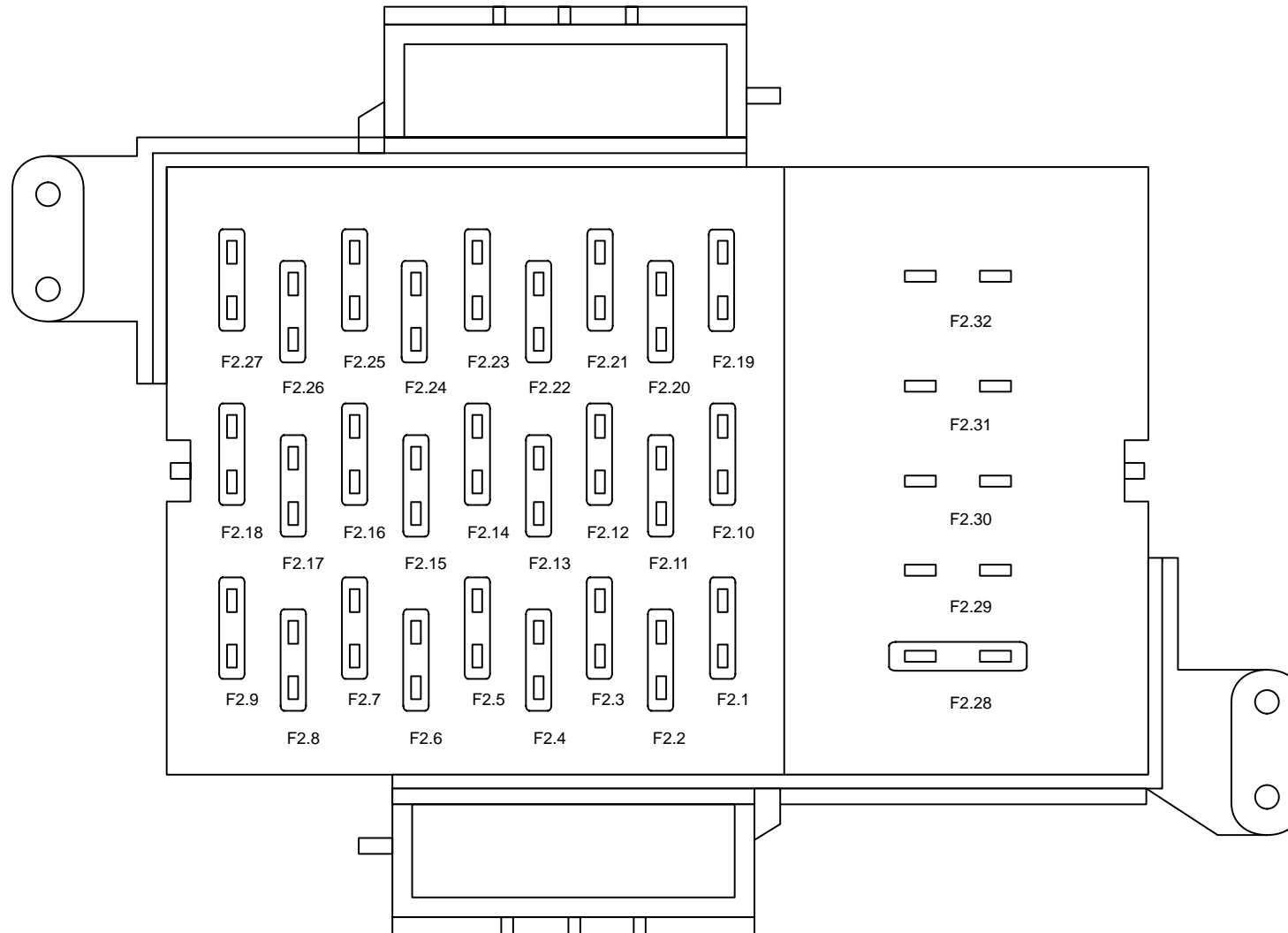
Battery Junction Box (BJB) (14A003)

Maxi-fuse	Amps	Circuits protected
F1.1	25	Subwoofer amplifier (18C804), Radio (18806), CD changer (18D806)
F1.2	20	Power point (19N236)
F1.3	25	Heated seat module, driver side front, Heated seat module, passenger side front
F1.4	15	Horn relay
F1.5	20	Fuel pump relay
F1.6	20	Police auxiliary junction box, rear
F1.7	25	Roof opening panel relay
F1.8	20	Driver Door Module
F1.9	–	not used
F1.10	–	not used
F1.11	20	Daytime Running Lamps (DRL) module
F1.12	–	not used
F1.13	–	not used
F1.14	–	not used
F1.15	–	not used
F1.16	–	not used
F1.17	–	not used
F1.18	–	not used
F1.19	15	Natural Gas Vehicle (NGV) module, Mass Air Flow (MAF) sensor (12B579), Powertrain Control Module (PCM) (12A650), Heated Oxygen Sensor (HO2S) #22 (9G444), Idle air control valve (IAC) (9F715), Differential pressure feedback EGR (DPFE) sensor (9J460), Fuel injectors
F1.20	15	Vapor management valve, Differential pressure feedback EGR (DPFE) sensor (9J460), 4R70W transmission, Heated oxygen sensors (HO2S), Evaporative emission (EVAP) canister vent valve (9F945)
F1.21	–	not used
F1.22	–	not used
F1.23	–	not used
F1.24	–	not used
F1.101	30	Starter relay (11450), Generator, Ignition switch (11572)
F1.102	50	Engine cooling fan motor
F1.103	40	Blower motor relay
F1.104	40	Rear window defrost relay

Maxi-fuse	Amps	Circuits protected
F1.105	30	Powertrain Control Module (PCM) (12A650), PCM power relay, Natural Gas Vehicle (NGV) module, Data Link Connector (DLC) (14489)
F1.106	40	ABS control module (2C219)
F1.107	–	not used
F1.108	–	not used
F1.109	50	not used
F1.110	50	Police auxiliary junction box, front, Police auxiliary junction box, rear
F1.111	30	Police power relay
F1.112	50	Central Junction Box (CJB) (14A068), Ignition switch (11572)
F1.113	50	Central Junction Box (CJB) (14A068)
F1.114	30	Variable Assist Power Steering (VAPS) module, Air suspension module (3C142), Air suspension compressor relay, Instrument cluster
F1.115	50	Ignition switch (11572)
F1.116	30	Windshield wiper motor (17508)
F1.117	50	Police auxiliary junction box, front, Police auxiliary junction box, rear
F1.118	20	ABS control module (2C219)
F1.602	20cb	Seat adjust switch, driver side front (14A701), Lumbar adjust switch, left front (14B691), Fuel door release switch, Luggage compartment lid release switch 2, Adjustable pedal switch, Lumbar adjust switch, right front, Seat adjust switch, passenger side front, Door lock switch, driver side (14028), Luggage compartment lid release switch 1, Door lock switch, passenger side (14028)

11-3 Fuse and Relay Information

Central Junction Box (CJB) (14A068)



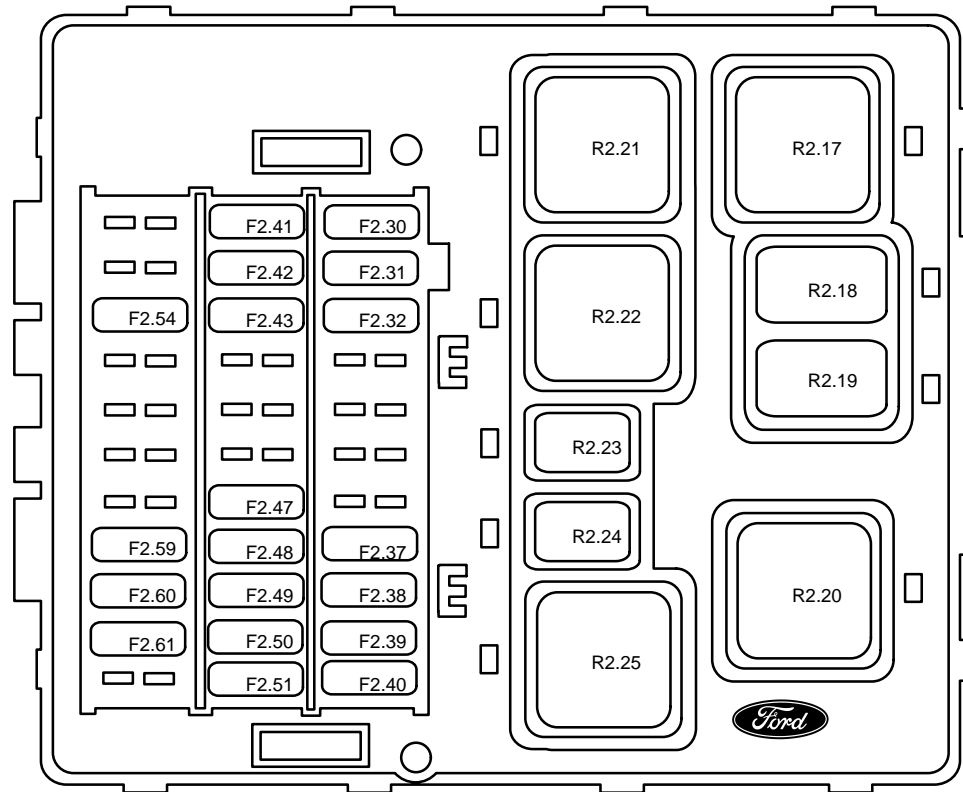
Central Junction Box (CJB) (14A068)

Maxi-fuse	Amps	Circuits protected
F2.1	15	Radio (18806), CD changer (18D806)
F2.2	5	Radio (19B132)
F2.3	7.5	Exterior rear view mirror switch (17B676), Overhead console
F2.4	10	Occupant classification sensor module
F2.5	25	Rear flasher relay, Emergency flasher relay 1, Emergency flasher relay 2
F2.6	15	Overdrive cancel switch (7G550), Floor shifter, Voltmeter, Oil pressure gauge, Lighting control module, Instrument cluster, Warning lamps module, A/C clutch relay
F2.7	10	Driver Door Module, Police auxiliary junction box, front, Police auxiliary junction box, rear, Radio (19B132)
F2.8	25	Passive anti-theft transceiver, coil on plugs, Ignition transformer capacitor, PCM power diode
F2.9	5	Digital Transmission Range (DTR) sensor (7F293)
F2.10	10	Rear window defrost switch (18578), Exterior rear view mirror, right, Exterior rear view mirror, left
F2.11	5	Traction control indicator relay
F2.12	15	Multifunction switch
F2.13	5	Radio (18806)
F2.14	10	Instrument cluster, ABS control module (2C219)
F2.15	15	Clock (15000), Lighting control module, Door lock switch, driver side (14028), Door lock switch, passenger side (14028), Speed control actuator, Blower motor relay, Police power relay, Roof opening panel relay, Seat heater switch, driver side, Seat heater switch, passenger side
F2.16	15	Daytime Running Lamps (DRL) module, Digital Transmission Range (DTR) sensor (7F293), Brake shift interlock, Warning buzzer/chime module, Variable Assist Power Steering (VAPS) module, Overhead console, Electrochromatic inside mirror unit (17700), Air suspension module (3C142), Electronic Automatic Temperature Control (EATC) module (19980), Function selector switch assembly, Heated seat module, driver side front, Heated seat module, passenger side front, Temperature blend door actuator (19E616)

Maxi-fuse	Amps	Circuits protected
F2.17	7.5	Windshield wiper motor (17508)
F2.18	15	Fog lamp relay
F2.19	15	Brake shift interlock, High mounted stoplamp (13A613), Driver Door Module, Powertrain Control Module (PCM) (12A650), ABS control module (2C219), Speed control actuator, Multifunction switch, Park/stop/turn lamp, left rear, Park/stop/turn lamp, right rear
F2.20	20	Spot lamp, RH side, Spot lamp, LH side
F2.21	15	Autolamp sensor, Lighting control module
F2.22	20	Multifunction switch, Brake pedal position switch (13480), Deactivator switch
F2.23	15	Electronic Automatic Temperature Control (EATC) module (19980), Instrument cluster, Clock (15000), Lighting control module, Door lock switch, driver side (14028), Door lock switch, passenger side (14028), Door ajar indicator, Taxi roof lamp switch
F2.24	10	Headlamp, left (13008)
F2.25	15	Power point (19N236), Cigar lighter, front (15055)
F2.26	10	Headlamp, right (13008)
F2.27	25	Lighting control module, Multifunction switch
F2.28	20 c b	Master window adjust switch (14529), Luggage compartment lid release switch 1, Luggage compartment lid release switch 3
F2.29	–	not used
F2.30	–	not used
F2.31	–	not used
F2.32	–	not used

11-5 Fuse and Relay Information

Police auxiliary junction box, front

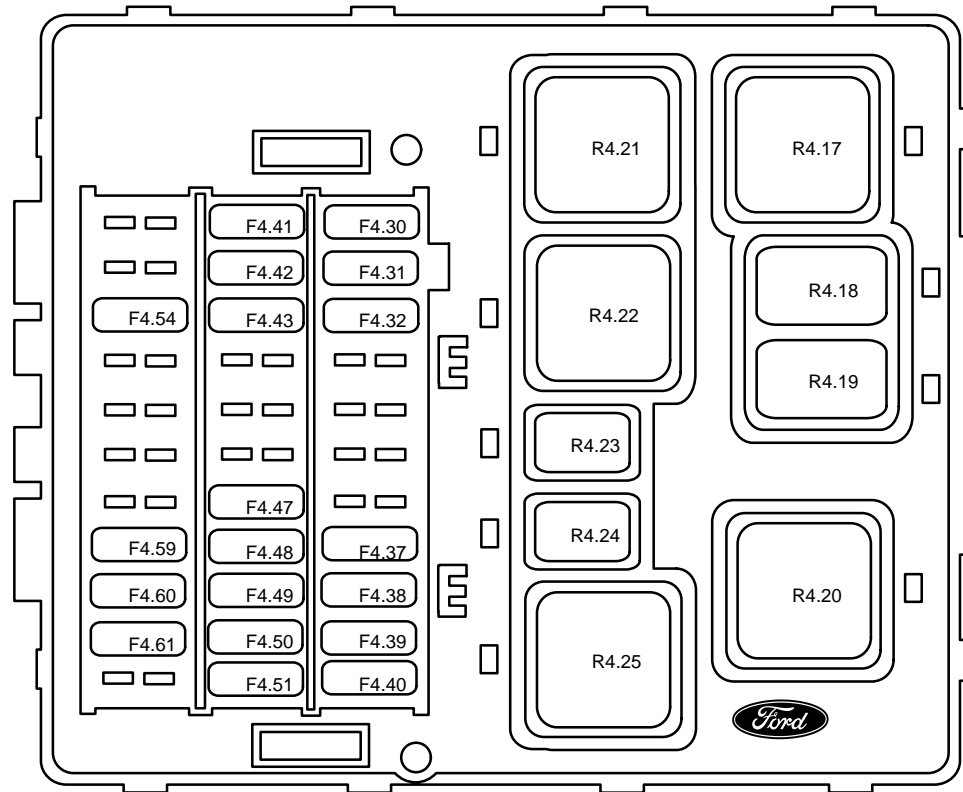


Police auxiliary junction box, front

Maxi-fuse	Amps	Circuits protected
F2.30	15	Police, Accessory connector
F2.31	10	Police, Accessory connector
F2.32	20	Police, Accessory connector
F2.33		
F2.34	15	Police, Accessory connector
F2.35		
F2.36		
F2.37	15	Police, Accessory connector
F2.38	15	Police, Accessory connector
F2.39	15	Police, Accessory connector
F2.40	15	Police, Accessory connector
F2.41	20	R2.17 Relay
F2.42	15	Police, Accessory connector
F2.43	15	Police, Accessory connector
F2.44		
F2.45		
F2.46		
F2.47	20	R2.20 Relay
F2.48	15	Police, Accessory connector
F2.49	15	Police, Accessory connector
F2.50	15	Police, Accessory connector
F2.51	15	Police, Accessory connector
F2.52		
F2.53		
F2.54	20	R2.21 Relay
F2.55		
F2.56		
F2.57		
F2.58		
F2.59	15	Police, Accessory connector
F2.60	15	Police, Accessory connector
F2.61	15	Police, Accessory connector
F2.62		

11-7 Fuse and Relay Information

Police auxiliary junction box, rear



Police auxiliary junction box, rear

Maxi-fuse	Amps	Circuits protected
F4.30	15	Police, Accessory connector
F4.31	10	Police, Accessory connector
F4.32	20	Police, Accessory connector
F4.33		
F4.34		
F4.35		
F4.36		
F4.37	15	Police, Accessory connector
F4.38	10	Police, Accessory connector
F4.39	10	Police, Accessory connector
F4.40	10	Police, Accessory connector
F4.41	20	R4.17 Relay
F4.42	10	Police, Accessory connector
F4.43	15	Police, Accessory connector
F4.44		
F4.45		
F4.46		
F4.47	20	R4.29 Relay
F4.48	15	Police, Accessory connector
F4.49	10	Police, Accessory connector
F4.50	7.5	Police, Accessory connector
F4.51	7.5	Police, Accessory connector
F4.52		
F4.53		
F4.54	20	R4.21 Relay
F4.55		
F4.56		
F4.57		
F4.58		
F4.59	7.5	Police, Accessory connector
F4.60	7.5	Police, Accessory connector
F4.61	7.5	Police, Accessory connector
F4.62		