

**NEW** PRODUCT!

# Vertex™ Super-LED® Light (patent pending)

SINGLE, SELF-CONTAINED, HEMISPHERIC LIGHT



**Only 7/8" in height, this small hemispheric LED lighthead is perfect for most applications where size and intensity are critically important.**

**Self-contained unit using an in-line combination lamp driver/flasher.**

This new self-contained LED Hideaway requires only a one inch hole in any composite style head light, cornering light or tail light assembly to deliver true wide angle warning to the front, side and rear of your vehicle ... without interference to your vehicle computer and warning equipment! Less than 1" tall, it may also be surface mounted to outside surfaces anywhere on the vehicle!



Available in Red, Amber  
White and Blue

Form# VTX0209

## FEATURES

- Ultra small, self-contained, hemispheric LED light, for surface mount or internal mount within composite head lamps, cornering lamps and tail light assemblies.
- Flange kit options in black or chrome allow easy surface mounting anywhere on your vehicle.
- 25 Scan-Lock™ flash patterns, includes synchronize feature for alternating and synchronous flashing of multiple lamps.
- New lens technology enhances light distribution for optimum dispersion and intensity of the warning signal at critical angles.
- Includes pre-wired and sealed 9' neoprene cable to the lighthead and lamp driver, with 4-22 gauge power, pattern and synchronize pigtail wires.
- Aluminum base and advanced thermal heat management system is designed for endless years of trouble free service.
- Lamp and in-line lamp driver are fully encapsulated for moisture and vibration resistance.
- Omni-directional lighthead mounts in any position (orientation), vertically or horizontally.
- Available in red, amber, white and blue. LED color must match color of the lens it is installed behind, except for clear lens.
- 10 – 16 VDC.
- Virtually No RFI/EMI noise emitted, meets SAE J1113-41 Class 5.
- Two screws hold the lamp securely in place.
- 1" hole makes this LED module backwards compatible to HA238 and standard 1" Hide-A-Way style lamps.
- Simple installation with no separate lamp drivers, flashers, ballast or power supplies to install.



Whelen Products  
are proudly designed  
and manufactured  
in the U.S.A.

**WHELEN®**  
ENGINEERING COMPANY, INC.  
Engineers for the Emergency Warning Industry

Vertex™ Super-LED® Light

# VERTEX SUPER-LED LIGHT SPECIFICATIONS

## MODEL


**VTX609\***: Single lamp with 9' cable.

## OPTIONS

**VTXFB\***: Flange kit, surface mount, black

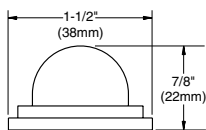
**VTXFC\***: Flange kit, surface mount, chrome

\*Replace symbol in model number with letter indicating lens color desired:  
A=Amber; B=Blue; C=Clear; R=Red.

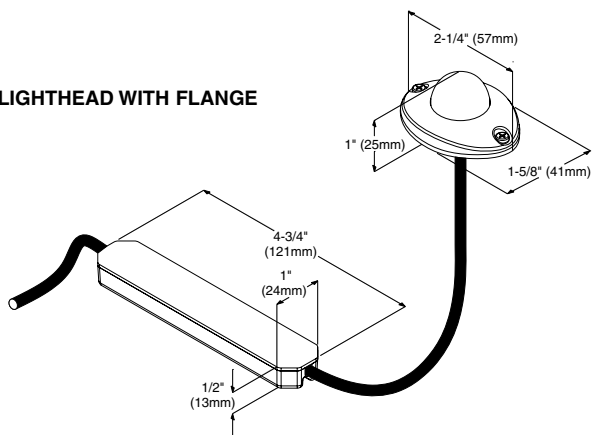


## DIMENSIONS

### LIGHTHEAD



### LIGHTHEAD WITH FLANGE



FLASH PATTERN	PHASE
SignalAlert™ 75	1
SignalAlert™ 75	2
CometFlash® 75	1
CometFlash® 75	2
DoubleFlash 75	1
DoubleFlash 75	2
SingleFlash 75	1
SingleFlash 75	2
ComAlert™	1
ComAlert™	2
LongBurst™	1
LongBurst™	2
PingPong™	1
PingPong™	2
Non-SYNC Patterns	
SingleFlash 90	
SingleFlash 120	
SingleFlash 300	
DoubleFlash 150	
ComAlert™ 150	
ActionFlash™ 1	
ActionFlash™ 2	
ModuFlash™	
ActionScan™	
Steady	



51, Winthrop Road  
Chester, Connecticut 06412-0684  
(860) 526-9504 • Fax: (860) 526-4078  
Internet: www.whelen.com



*Whelen Engineering reserves the right to upgrade and improve products without notice.*