


# Halogen and LED Flashers

HEADLIGHT, GRILLE LIGHT, TAIL LIGHT & SYSTEM FLASHERS



*Whelen halogen and LED flashers are designed for heavy-duty long-life operation.*

*Whether you require a complete certified ambulance system or headlight flashers for your vehicle, Whelen can provide you with the reliable solid-state products you require.*

*Three new KKK-E certified ambulance flashers provide input controls for KKK-1822A Mode 1 and Mode 2 operation, Scan-Lock™ multi-flash patterns, and Low Power mode. All outlets are high side driven. All models provide LED service indicators and have a two year warranty.*



## **AFM1660**

Two wire design 16 outlet halogen, LED or Super-LED® ambulance flasher. Each outlet will operate up to a 65 watt lamp (5 amps). Short circuit and thermal protected. For interior use only. AMP Mate-N-Lok® connectors.

Dimensions: 5/8" (15mm) H x 7-1/4" (184mm) W x 3-13/16" (97mm) D.



## **AFM560**

Five outlet Halogen, LED or Super-LED ambulance flasher. One wire design using a quick install, high current terminal block. Three outlets will operate up to four 65 watt lamps (20 amps); two outlets will operate two 65 watt lamps (10 amps). Four Scan-Lock flash patterns. Short circuit and thermal protected. Ground wire may be chassis grounded for ease of installation. For interior use only. Dimensions: 5/8" (15mm) H x 7-1/4" (184mm) W x 3-13/16" (97mm) D.



## **AFL530**

Five outlet LED or Super-LED ambulance flasher. One wire design using a quick install 7-position screw terminal block. Three outlets will drive up to 10 amps each, and two outlets will drive 5 amps each. Short circuit and thermal protected. Ground wire may be chassis grounded for ease of installation. Encapsulated for heavy-duty, water resistant performance. Four Scan-Lock flash patterns. Dimensions: 5/8" (15mm) H x 6-1/2" (165mm) W x 2-3/4" (70mm) D.



All Whelen Products  
are proudly made  
in the U.S.A

**WHELEN**<sup>®</sup>  
Engineers for the Emergency Warning Industry

Form# FLSH0209

## UNIVERSAL HALOGEN & LED FLASHERS

### UFM8

Eight outlet solid-state, Universal® Halogen-LED flasher. Selective switching system (2x2x2x2) separately controls the operation of each pair. Seventeen selectable flash patterns including a Traffic Advisor™ pattern. Dimensions: 1-3/4" (44mm) H x 5-7/8" (149mm) W x 6-3/4" (171mm) D.



### 3TERM

Economical, two 20 amp outlet, three terminal, 240 watts per outlet flasher. Simultaneous or alternating flashing lights. Dimensions: 5/8" (16mm) H x 1-1/2" (38mm) W x 2-1/2" (64mm) L.



### ULF44

LED or Super-LED® flasher with synchronization. Four outlet, four channel flasher with 62 Scan-Lock flash patterns allowing for alternating, simultaneous, and synchronized flashing lighthoods. Each channel can drive up to 5 amps (60 watts) and is short circuit and thermally protected. Input controls include Scan-Lock and synchronization. Encapsulated design for water resistance and rugged performance. Dimensions: 1-5/8" (41mm) H x 2" (50mm) W x 2-3/4" (70mm) L.



## HEADLIGHT FLASHERS

*A full featured, 100% solid-state headlight flasher for Crown Victoria, including connections for "plug and play" convenience of installation.*



### SSFPOS

Solid-state, 2 outlet, 160 watts per outlet, seven flash patterns, (replaces SS2150).

### SSFPOSC6

Solid-state reliability, designed for 2006-2009 Ford Crown Victoria Police Package, with encapsulated electronics. Scan-Lock™ provides seven flash patterns which can be accessed via a momentary switch. 12.8 VDC, and 12.5 amps output. Includes Weatherpak plug & play connectors for ease of installation. Dimensions: 7/8" (22mm) H x 2" (50mm) W x 2-3/4" (70mm) L.

### UHFPOS

Same specifications as UHF2150A except positive switching headlights only. 4 flash patterns. Dimensions: 3" (76mm) H x 1-1/2" (38mm) D x 4-3/16" (108mm) W.




### UHF2150A

Two outlet, 162 watts per outlet Headlight/Grille light flasher in a compact molded polycarbonate housing with external mounting flanges. For use on positive or negative headlight switching. Solid-state controlled relay output. Four flash patterns.

Dimensions: 3" (76mm) H x 1-1/2" (38mm) D x 4-3/16" (108mm) W.



## HEADLIGHT & TAIL LIGHT FLASHERS



### PEIMDC08

This module provides conditioned signals to and from the Police Equipment Interface Module (PEIM) for 2008-2009 Dodge Charger & 2008 Dodge Magnum police vehicles. Flashes headlights and taillights. See PEIMDC08 product bulletin for a complete list of features.

### SSFPOS16


Solid-state reliability, designed for 2006-2009 Chevy Impala Police Package & 2007-2009 Chevy Tahoe Police Package, with encapsulated electronics. Scan-Lock™ provides seven flash patterns which can be accessed via a momentary switch. 12.8 VDC, and 12.5 amps output. Includes Weatherpak plug & play connectors for ease of installation. Dimensions: 7/8" (22mm) H x 2" (50mm) W x 2-3/4" (70mm) L.



## TAIL LIGHT FLASHERS

### SSF5150D

100% Solid-state, 2006-2009 Ford Crown Victoria compatible, for positive switching tail lights with five flash patterns. Dimensions: 7/8" (22mm) H x 2" (50mm) W x 2-3/4" (70mm) L.



### UBF5150

2004-2006 Ford Crown Victoria police package tail light flasher. Dimensions: 3" (76mm) H x 1-1/2" (38mm) D x 4-3/16" (108mm) W.



## OPTIONS

### SSFBKT1

SSFPOSC6 Mounting bracket for use with SABKT17 & SAK17, for easy installation.



# SPECIFICATIONS

MODELS	PEIMDC08	UHF2150A UHFPOS	SSFPOSC6 SSFPOSI6 SSFPOS	SSF5150D	UFM8	AFL530	AFM560	AFM1660	3TERM	ULF44	UBF5150
Applications	Vehicle Specific	Headlights	Headlights & Tail lights	Headlights & Tail lights	Halogen Lightheads	LED or Super-LED® Lightheads	Halogen, LED or Super-LED Lightheads	Halogen, LED or Super-LED Lightheads	Universal	LED or Super-LED Lightheads	Tail light
Construction	Solid-State	100% Solid-state	100% Solid-state	100% Solid-state	100% Solid-state	100% Solid-state	100% Solid-state	100% Solid-state	100% Solid-state	Solid-state	Solid-state
Connection	2008 Dodge Magnum & 2008-2009 Charger Police Package Compatible	Bare Wire	<b>SSFPOSC6</b> 06'-09' Crown Vic Police Interceptor Compatible <b>SSFPOSI6</b> 06'-09' Chevy Impala Police Package 07'-09' Chevy Tahoe Police Package Compatible <b>SSFPOS</b> no connector	Mate-N-Lok™ with Pigtails	Mate-N-Lok with Mating Pigtails	7 Position Terminal Block	2 Position and 5 Position Terminal Blocks	Mate-N-Lok	Spade Terminals	Spade Terminals	Bare Wire
Number of Outlets	-	2	2	4	8	5	5	16	2	4	4
Alt./Simult. Outlets (max)	-	1x1	1x1	2x2	2x2x2x2	2x3	2x3	8x8	1x1	2x2	2x2
Flash Patterns	-	4	7	5	17	4	4	4	1	62	1
FPM per Outlet	-	Flash Patterns	Flash Patterns	Flash Patterns	Flash Patterns	Flash Patterns	Flash Patterns	Flash Patterns	75	Flash Patterns	55
Input Voltage	12.8	12.8	12.8	12.8	12.8	12.8	12.8	12.8	12.8	12.8	12.8
Output Current per Outlet (amps)	-	12.5	12.5	5	5	3@10A 2@5A	3@20A 2@10A	5	20	5	5
Output Power per Outlet (watts)	-	162	162	64	75	3@142W 2@71W	3@284W 2@142W	71	240	60	64
Output Power Total (watts)	-	324	324	256	600	264	568	568	480	240	256
Operating Voltage (VDC)	10-16	10-16	10-16	10-16	10-16	10-16	10-16	10-16	10-16	10-16	10-16
Duty Cycle On/Off	-	50%	50%	50%	50%*	40%	40%	40%	50%	40%	50%
On/Off Control Switching	Less than 20mA@ 13.5 VDC	175mA	20mA	20mA	50mA	20mA	20mA	20mA	-	-	Less than 150mA@ 13.5 VDC
Weather Protection	Encapsulated	Encapsulated	Encapsulated	Encapsulated	Install	Encapsulated	Install	Install	Encapsulated	Encapsulated	Encapsulated
Highbeam Override	-	yes	yes	-	-	-	-	-	-	-	-
Night Time Cutoff	-	yes	yes	-	-	-	-	-	-	-	-
Certifications	-	-	-	-	-	-	KKK-E	KKK-E	-	-	-

\* Dependent on flash pattern, 50% in alternating mode, 150 FPM in single flash

\*\*2 outlets with 3 wire pairs each.

## HEADLIGHT AND TAIL LIGHT FLASHER REFERENCE CHART

Manufacture/Model	Year(s)	Headlight Flasher	Tail light Flasher
<b>CHEVROLET</b>			
Chevy Impala (Police Package)	2006-2009	SSFPOS16	standard with SSFPOS16
Chevy Impala (Non-Police Package)	2004-2009	none	none
Silverado	2005-2006	UHFPOS	none
Silverado	2007-2009	UHF2150A	none
Suburban	2004-2009	UHFPOS	none
Tahoe (Police Package)	2007-2009	UHFPOS	none
Tahoe (Non-Police Package)	2004-2009	UHF2150A	none
Tahoe (Police Package)	2007-2009	SSFPOS16	standard with SSFPOS16
Tahoe (Non-Police Package) Suburban & Yukon	2004-2009	UHF2150A	none

<b>FORD</b>			
Crown Victoria (Police Package)	2006-2009	SSFPOSC6	SSF5150D
Crown Victoria (Police Package)	2004-2005	UHF2150A or UHFPOS	UBF5150
Crown Victoria (Non-Police Package)	2004-2006	UHF2150A or UHFPOS	UBF5150
Expedition XL (Not XLT)	2004-2009	UHFPOS	UBF5150
Explorer XL (Not XLT)	2004-2009	UHFPOS	UBF5150
F-Series Pick-Up*	2004-2009	UHFPOS	UBF5150

<b>DODGE</b>			
Magnum	2008	PEIMDC08	PEIMDC08
Charger	2008-2009	PEIMDC08	PEIMDC08
Intrepid (Police Package)	2004-2005	UHF2150A	none

\*must have night-time cutoff activated (brown wire must be connected).



**WHELEN**<sup>®</sup>  
ENGINEERING COMPANY, INC.

51 Winthrop Road  
Chester, Connecticut 06412-0684  
(860) 526-9504 • Fax: (860) 526-4078  
www.whelen.com



MADE IN THE U.S.A.

Whelen Engineering  
reserves the right to  
upgrade and improve  
products without notice.

© 2009 Whelen Engineering Company, Inc.  
Printed in U.S.A. Form No. 11151H-0309